


First State Global Infrastructure

Monthly Review and Outlook

August 2017



Market Review

Global listed infrastructure climbed in August as investors looked past mounting geopolitical tensions to focus on an improving economic environment and generally robust earnings numbers.

The best performing sector was Towers. Demand for this cash generative sector was underpinned by positive earnings numbers and continued evidence of structural growth in mobile data. The worst performing sector was Pipelines. Although quarterly earnings results were largely in line with expectations, evidence of weakness in crude oil and Natural Gas Liquids margins raised concerns for the sector.

The best performing region was Australia / NZ. Australian toll roads, airports and utilities rallied on well-received earnings numbers and investor demand for yield, as US bond yields trended lower. The worst performing region was Latin America (flat), where slowing passenger growth rates weighed on Mexican airports. More positively, Brazil proposed a significant extension to its infrastructure privatisation program of airport, toll road, port and utility assets.

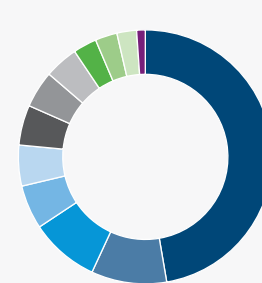
Performance Review

The Fund gained 1.1% in August¹, 100 basis points behind the FTSE Global Core Infrastructure 50/50 TR Index (SGD).

	Annualised Performance in SGD (%) ¹			
	1yr	3yrs	5yrs	Since inception
Fund (Ex initial charges)	14.6	9.8	12.1	4.9
Fund (Inc initial charges)	8.9	7.9	11.0	4.3
Benchmark*	16.4	10.6	13.9	4.9

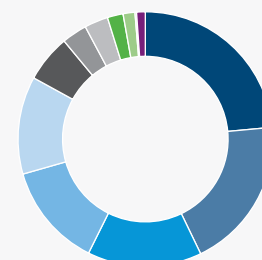
	Cumulative Performance in SGD (%) ¹				
	3 mths	1yr	3yrs	5yrs	Since inception
Fund (Ex initial charges)	0.1	14.6	32.3	77.4	56.8
Fund (Inc initial charges)	-4.9	8.9	25.7	68.5	48.9
Benchmark*	2.6	16.4	35.4	91.7	56.8

Asset Allocation (%)¹



Country

- USA 47.3
- Japan 9.6
- UK 8.8
- Canada 5.6
- Italy 5.2
- Australia 5.1
- China 4.7
- France 4.3
- Spain 3.0
- Brazil 2.8
- Other 2.5
- Liquidity 1.1



Sector

- Electric Utilities 23.5
- Highways & Railtracks 19.3
- Oil & Gas Storage & Trans. 14.5
- Multi-Utilities 13.2
- Railroads 12.4
- Specialised REITs 6.0
- Marine Ports & Services 3.2
- Gas Utilities 3.0
- Airport Services 2.0
- Construction & Engineering 1.5
- Other 0.2
- Liquidity 1.1

¹ Source: Lipper & First State Investments. Single pricing basis with net income reinvested. Data as at 31 August 2017. Fund since inception date: 3 March 2008. *Inception - 31 May 2008: S&P Global Infrastructure Index. 1 June 2008 - 31 March 2015: UBS Global Infrastructure and Utilities 50-50 Index. From 1 April 2015: FTSE Global Core Infrastructure 50/50 Index.

Top 10 holdings (%) ²

Stock name	Sector	%
National Grid plc	(Multi-Utilities)	7.7
Enbridge Inc.	(Oil/Gas Storage & Trans.)	5.7
American Tower Corporation	(Specialised REITs)	5.1
Atlantia S.p.A	(Highways & Railtracks)	4.8
Kinder Morgan Inc Class P	(Oil/Gas Storage & Trans.)	4.6
Transurban Group Ltd.	(Highways & Railtracks)	4.6
East Japan Railway Co	(Railroads)	4.5
Dominion Resources, Inc.	(Multi-Utilities)	4.2
NextEra Energy, Inc.	(Electric Utilities)	4.2
American Electric Power Company, Inc.	(Electric Utilities)	4.1

The best performing stocks in the portfolio were the three US tower operators SBA Communications, American Tower and Crown Castle. SBAC announced healthy 2Q earnings and raised full year guidance. Site leasing revenue rose by 5.5%, led by operations in faster growing international markets such as Brazil and Mexico. Further demand for US tower space over the coming year is implied by the scheduled deployment of new spectrum, and the roll-out of the FirstNet first responder wireless network.

The Fund’s geographically diversified toll road and railtrack holdings delivered consistently positive returns for the month. Eurotunnel rallied after announcing an 8% increase in EBITDA for the first half of 2017 from its unique infrastructure asset, and maintained profit and dividend growth forecasts for 2017 and 2018. Australian toll road operator Transurban announced robust FY 2017 results, including EBITDA growth of 10%, underpinned by continued traffic growth and tolling increases of inflation or better. Jiangsu Expressway reported a 22% increase in net profit for 1H, helped by an 8% increase in light vehicles and a 10% increase in heavy vehicles on its main Shanghai-Nanjing Expressway concession.

The better-performing US utility holdings included those deriving earnings growth from investment in renewable energy. American Electric Power announced plans to purchase a 2 gigawatt (GW) wind farm in Oklahoma and build a transmission line to connect to its customer base. Xcel Energy put forward a proposal for renewables-focused generation projects of up to 2.4 GW in Colorado, and the retirement of two coal units. NextEra Energy, whose businesses include the world’s largest generator of solar and wind energy, also outperformed.

The worst-performing stock in the portfolio was a small position in Plains All American Pipeline, which announced poor second quarter earnings results. Continued weakness in its Supply & Logistics business segment forced the company to carry out substantial measures, including a 45% dividend cut, to improve its financial position. While disappointing, this month’s measures have removed uncertainty and put the company in a much more stable position today. Ongoing production growth in the Permian region should support demand for its strategically located network of gathering and pipeline assets. Larger holdings in peers Kinder Morgan and Enterprise Products Partners also underperformed as sentiment to the sector was affected by the news, before regaining some ground as the month drew to a close.

The Fund bought shares in US freight rail operator Norfolk Southern, which has a track network that covers approximately 19,500 miles and serves every major container port in the eastern United States. In the near term, Norfolk Southern appears well placed to benefit from any customer service issues encountered by east coast peer and current Fund holding CSX, as “Precision Scheduled Railroading” is introduced to the CSX network. Over the medium term, this strategy is likely to present opportunities for both companies to improve operational efficiency.

The Fund also built a position in Vopak, the world’s largest independent owner and operator of bulk liquid storage assets, after a period of underperformance led it to trade at a discount to peers. The company has a healthy balance sheet and now trades at a conservative multiple, with sensible earnings growth expectations. The potential to further develop its existing portfolio of strategically located terminals, or to acquire valuable energy infrastructure assets deemed “non-core” by integrated oil companies, provides scope for future earnings growth.

A holding in US freight rail operator Kansas City Southern was sold after investor concerns about US / Mexico trade disruption receded, leading to substantial share price gains which reduced mispricing.

Market Outlook and Fund Positioning

The Fund invests in a range of global listed infrastructure assets including toll roads, airports, ports, railroads, utilities, pipelines and mobile towers. These sectors share common characteristics, like barriers to entry and pricing power, which can provide investors with inflation-protected income and strong capital growth over the medium-term.

The Fund has maintained its overweight exposure to the toll road sector, which contains high quality companies with inflation-linked pricing and high barriers to entry. We are attracted to their reasonable valuation multiples and well-supported dividend yields of between 3% and 5%. Long-term, structural factors such as urbanisation and traffic congestion are likely to underpin growing demand.

Railroads are the Fund’s second largest overweight position. Japan’s stable, low beta passenger rail stocks including East Japan Railway and Central Japan Railway are trading at appealing valuations, and operating against an improving economic backdrop. US freight rail operators such as Norfolk Southern and CSX are unique and valuable franchises with strong pricing power, and the ability to grow earnings over time by improving operational efficiency.

The Fund has an underweight exposure to utilities, where share price gains in recent months have made it more difficult to find clearly mispriced stocks. The Fund’s utility exposure is focussed on companies such as NextEra Energy and PG&E, which are deriving low risk earnings growth by investing in transmission network enhancements and growth in renewables.

²Source: First State Investments. Data as at 31 August 2017.

The Fund's largest underweight exposure remains the airport sector which continues to trade at valuation multiples that we find difficult to justify on fundamentals. The Fund has retained some exposure to European and Mexican airports, where valuations are more reasonable.

Disclaimer

This document is prepared by First State Investments (Singapore) ("FSI") (Co. Reg No. 196900420D.) whose views and opinions expressed or implied in the document are subject to change without notice. FSI accepts no liability whatsoever for any loss, whether direct or indirect, arising from any use of or reliance on this document. This document is published for general information and general circulation only and does not have any regard to the specific investment objectives, financial situation and particular needs of any specific person who may receive this document. Investors may wish to seek advice from a financial adviser and should read the Prospectus, available from First State Investments (Singapore) or any of our Distributors before deciding to subscribe for the Fund. In the event that the investor chooses not to seek advice from a financial adviser, he should consider carefully whether the Fund in question is suitable for him. Past performance of the Fund or the Manager, and any economic and market trends or forecast, are not indicative of the future or likely performance of the Fund or the Manager. The value of units in the Fund, and any income accruing to the units from the Fund, may fall as well as rise. Investors should note that their investment is exposed to fluctuations in exchange rates if the base currency of the Fund and/or underlying investment is different from the currency of your investment. Units are not available to US persons. Applications for units of the Fund must be made on the application forms accompanying the prospectus. Investments in unit trusts are not obligations of, deposits in, or guaranteed or insured by First State Investments (Singapore), and are subject to risks, including the possible loss of the principal amount invested.

Reference to specific securities (if any) is included for the purpose of illustration only and should not be construed as a recommendation to buy or sell the same. All securities mentioned herein may or may not form part of the holdings of First State Investments' portfolios at a certain point in time, and the holdings may change over time. In the event of discrepancies between the marketing materials and the Prospectus, the Prospectus shall prevail. First State Investments (registration number 53236800B) is a business division of First State Investments (Singapore).

Commonwealth Bank of Australia (the "Bank") and its subsidiaries are not responsible for any statement or information contained in this document. Neither the Bank nor any of its subsidiaries guarantee the performance of the Company or the repayment of capital by the Company. Investments in the Company are not deposits or other liabilities of the Bank or its subsidiaries, and the Company is subject to investment risk, including loss of income and capital invested.