

Proxy Voting and Engagement Report

12 months to 31 December 2015



Australian Equities, Core

Inception Date	Team	Location
April 1993	18	Sydney

Proxy voting history by type of resolution

The table below contains the proxy voting history for the team by issue type. The chart provides the same information for 2015. Please note that from 2014 the figures include the votes from the index funds which increased the number of votes over previous years.

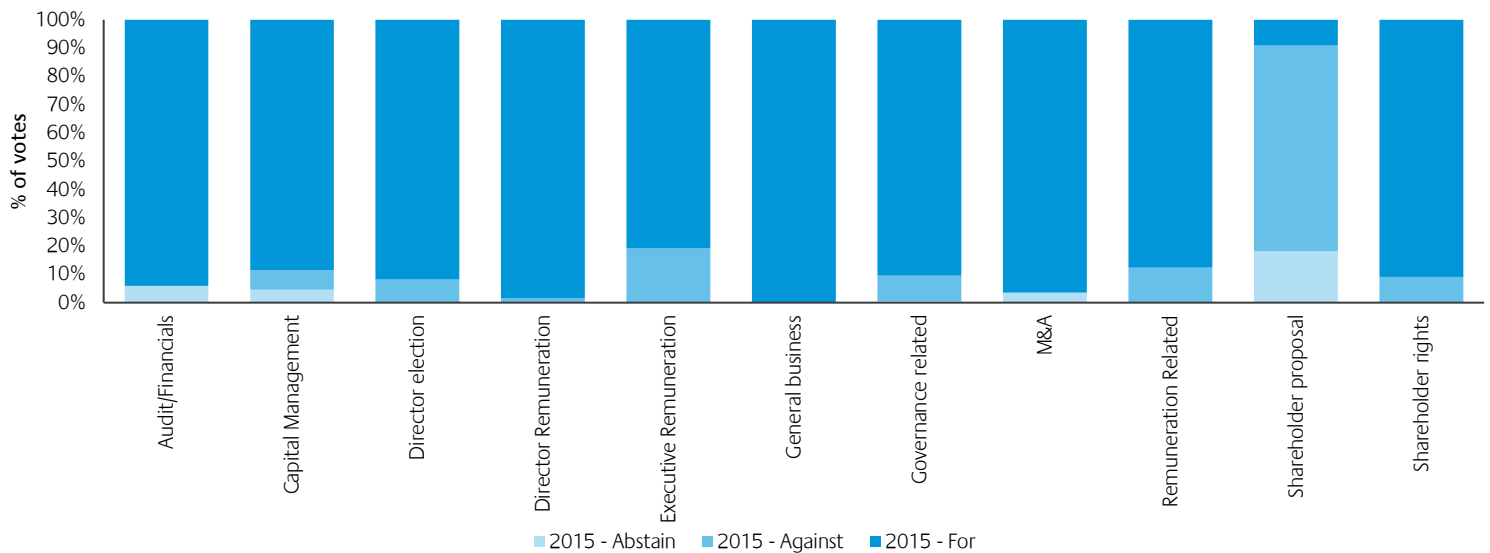
Issue Type	2013			2013 Total	2014			2014 Total	2015			2015 Total
	Abstain	Against	For		Abstain	Against	For		Abstain	Against	For	
Audit/financials			14	14	1		16	17	1		16	17
Capital management	1	1	84	86	9	4	111	124	6	9	116	131
Director election		42	565	607	1	87	786	874	1	72	814	887
Director remuneration			52	52		1	59	60		1	60	61
Executive remuneration		23	191	214	1	49	268	318		69	292	361
General business		1	3	4		2	1	3			2	2
Governance related		13	125	138	1	25	164	190	1	17	170	188
M&A			11	11		2	26	28	1		27	28
Remuneration related		20	165	185	1	28	266	295		37	262	299
Shareholder proposal		2	1	3		4	1	5	2	8	1	11
Shareholder rights			4	4			11	11		1	10	11
Grand Total	1	102	1215	1318	14	202	1709	1925	12	214	1770	1996

Unvoted Shares

The table below provides the company names and reasons for unvoting shares during the period.

Issuer Name	Reason
NA	NA

Chart 1: Vote by type of resolution 2015

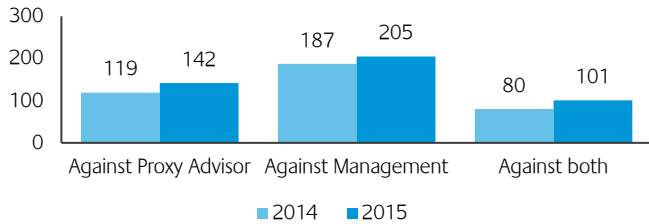


Australian Equities, Core (continued)

Voting independence

The table and chart below show the number of times the team have voted against management recommendations, our proxy advisors recommendation or against both. The purpose of this table is to show the independent judgement which is applied by the team when making voting decisions. Please note that from 2014 the figures include the votes from the index funds which increased the number of votes over previous years, as a result 2013 has been excluded.

Chart 2: Votes against management recommendations split by proxy advisers recommendations



	Against Proxy Advisor	Against Management	Against both
2014	119	187	80
2015	142	205	101
Grand Total	261	392	181

Votes against management

The table below shows the companies and number of resolutions (by region) where the team voted against management recommendations.

Against Management	
Canada & United States	15
News Corp	14
Twenty-First Century Fox Inc	1
Europe	1
Coats Group Plc	1
Oceania	189
3P Learning Limited	1
Abacus Property Group.	1
Acrux Ltd	2
ALS Limited	1
Ansell Ltd.	3
Arena REIT	1
Automotive Holdings Group Limited	1
Bega Cheese Limited	3
BGP HOLDINGS	2
Billabong International	1
Bionomics Ltd.	1
Blackmores Ltd.	1
Bradken Limited	2
Breville Group Limited	1
Brickworks Ltd.	4
Buru Energy Limited	2
Capitol Health Ltd	3
Cash Converters	4
Charter Hall Group.	1
Charter Hall Retail REIT	1
Cromwell Property Group	1
CSG Limited	1
Cudoco Ltd	11
Decmil Group Ltd	1
Diligent Board Member Services Inc.	2
Donaco International Limited	1

Against Management (continued)	
Ebos Group	1
Elders Limited	1
Energy Resources of Australia Ltd	1
Energy World Corporation Limited	2
FAR Ltd	2
Fletcher Building Limited	1
Fortescue Metals Group Ltd	2
G8 Education Limited	4
Genworth Mortgage Insurance Australia Limited	1
Gold Road Resources Limited	5
Graincorp Limited	1
GWA Group Limited	1
Harvey Norman	1
HFA Holdings Ltd	1
Hotel Property Investments	1
Invocare Ltd	2
iProperty Group Limited	2
iSelect Limited	1
Karoon Gas Australia	1
Kathmandu Holdings Ltd	1
Kingsgate Consolidated Ltd.	1
Leighton Holdings	1
Liquefied Natural Gas Ltd	3
Lynas Corporation Ltd.	2
Medusa Mining Ltd.	4
Mortgage Choice	2
Mount Gibson Iron Ltd	2
Myer Holdings Ltd	1
NEXTDC Limited	3
Nine Entertainment Co. Holdings Limited	1
Origin Energy Limited	1
Orocobre Ltd	2

Australian Equities, Core (continued)

Against Management (continued)	
Pacific Brands	1
Pact Group Holdings Ltd	1
PanAust Limited	2
Perseus Mining Limited	3
Premier Investments	2
Prime Media Group Limited	2
Programmed Maintenance Services	1
Ramsay Health Care	2
RCG Corporation Ltd	1
RCR Tomlinson	1
Reckon Ltd.	2
Regis Resources Ltd	2
Resolute Mining Ltd.	2
Ridley Corporation	1
Santos Ltd	1
Saracen Mineral Holdings	2
Select Harvests	1
Sirtex Medical Ltd.	1
Slater & Gordon Limited	2
Sonic Healthcare	3
St Barbara Ltd	1
Steadfast Group Limited	2
Summerset Group Holdings Limited	1
Sundance Energy Australia Limited	2
Syrah Resources Limited	3
Technology One	1
Telstra Corporation	1
TEN Network Holdings	5
Treasury Group Ltd	2
Trustpower	1
UGL Ltd	2
UXC Ltd.	1
Village Roadshow Ltd	1
Virtus Health Limited	1
Vocus Communications Limited	1
Webjet Ltd	1
Western Areas Limited	1
Whitehaven Coal Ltd	1
Xero Limited	1
Australian Finance Group Ltd	1
Healthscope Limited	3
ImpediMed Ltd	2
Highfield Resources Limited	10
Villa World Ltd.	1
Webster Ltd	2
Grand Total	205

To download the full voting record click [here](#)

Australian Equities, Growth

Inception Date	Team	Location
April 1989	16	Sydney

Proxy voting history by type of resolution

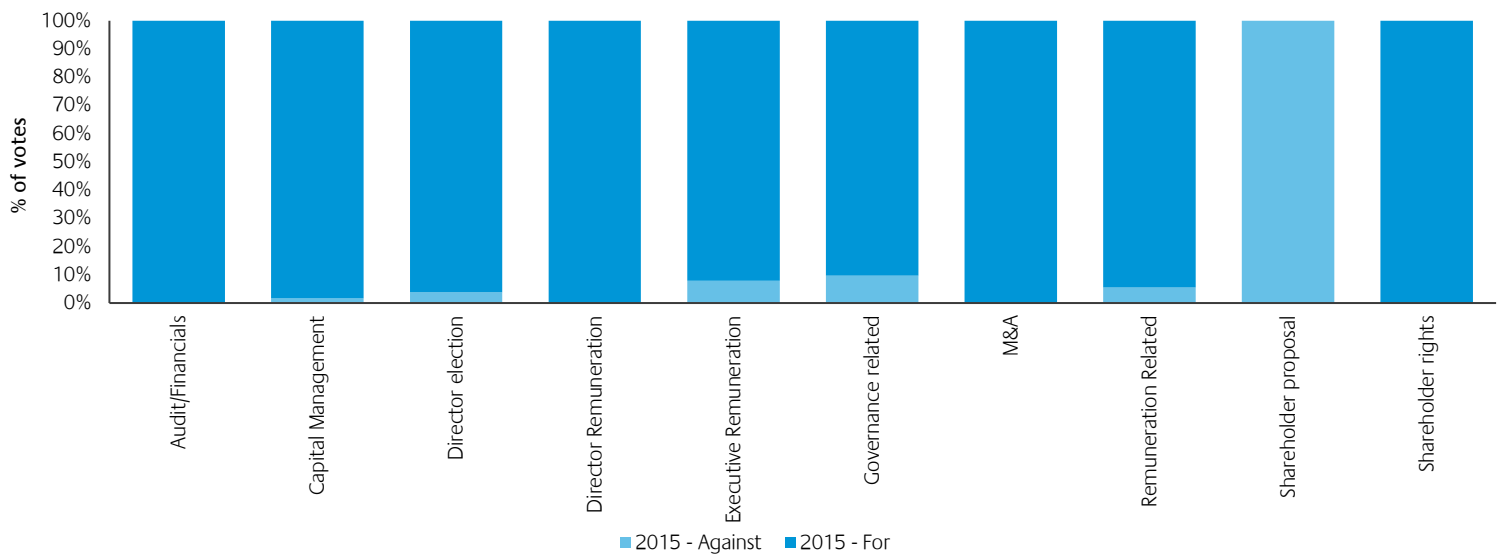
The table below contains the proxy voting history for the team by issue type. The chart provides the same information for 2015.

Issue Type	2013			2013 Total	2014			2014 Total	2015			2015 Total
	Abstain	Against	For		Abstain	Against	For		Abstain	Against	For	
Audit/financials			9	9			11	11			7	7
Capital management			87	87		1	55	56		1	61	62
Director election		18	389	407		25	376	401		14	354	368
Director remuneration			24	24			23	23			27	27
Executive remuneration		9	163	172		10	139	149		13	152	165
General business		2	2	4		2		2				
Governance related			7	71		10	68	78		7	65	72
M&A			13	13			8	8			5	5
Remuneration related		15	129	144		8	146	154		8	138	146
Shareholder proposal	2	1	3	6		5		5		2		2
Shareholder rights			4	4			4	4			4	4
Grand Total	2	52	887	941	0	61	830	891	0	45	813	858

The table below provides the company names and reasons for unvoting shares during the period.

Issuer Name	Reason
Asciano Limited	The team had sold their position prior to voting.
Mobile Embrace Limited	The team had sold their position prior to voting.
Sirius Resources NL	Custodian error.

Chart 1: Vote by type of resolution 2015

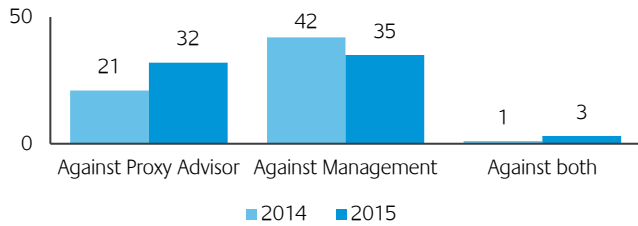


Australian Equities, Growth (continued)

Voting independence

The table and chart below show the number of times the team have voted against management recommendations, our proxy advisors recommendation or against both. The purpose of this table is to show the independent judgement which is applied by the team when making voting decisions. Please note that from 2014 the figures include the votes from the index funds which increased the number of votes over previous years, as a result 2013 has been excluded.

Chart 2: Votes against management recommendations split by proxy advisers recommendations



	Against Proxy Advisor	Against Management	Against both
2014	21	42	1
2015	32	35	3
Grand Total	53	77	4

Votes against management

The table below shows the companies and number of resolutions (by region) where the team voted against management recommendations.

Against Management	
Oceania	35
3P Learning Limited	1
Ansell Ltd.	3
BHP Billiton Limited	2
Brickworks Ltd.	3
Crown Resorts Limited	1
Ebet Limited	4
Fairfax Media Ltd	1
Graincorp Limited	1
Harvey Norman	3
K & S Corporation	1
Qube Logistics	1
SeaLink Travel Group Limited	5
Southern Cross Electrical Engineering Ltd.	2
Tatts Group Ltd	2
The PAS Group Limited	2
Woolworths Limited	1
Pacific Smiles Group Limited	1
Strandline Resources Ltd	1
Grand Total	35

To download the full voting record [click here](#)

Global Resources

Inception Date	Team	Location
June 1997	10	Sydney, London

Proxy voting history by type of resolution

The table below contains the proxy voting history for the team by issue type. The chart provides the same information for 2015.

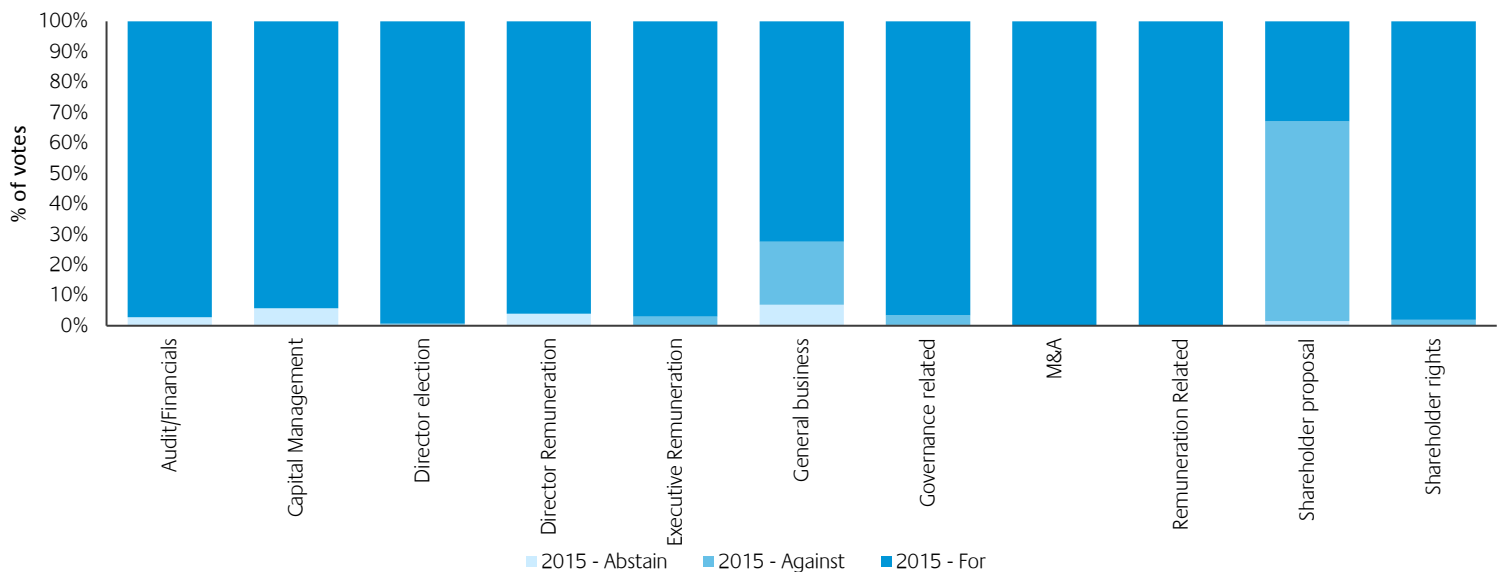
Issue Type	2013			2013 Total	2014			2014 Total	2015			2015 Total
	Abstain	Against	For		Abstain	Against	For		Abstain	Against	For	
Audit/financials			71	71	3		79	82	2		70	72
Capital management	1	1	89	91	10	4	115	129	6		98	104
Director election	7	17	1436	1460	51	18	1520	1589	5	5	1509	1519
Director remuneration	1	4	19	24	8		15	23	1		24	25
Executive remuneration		2	112	114	2	9	118	129		3	96	99
General business	1	4	24	29	10	8	28	46	2	6	21	29
Governance related	2	6	341	349	20	11	342	373	1	10	309	320
M&A			7	7	1		26	27			21	21
Remuneration related		7	107	114	3	7	137	147			113	113
Shareholder proposal		24	14	38	1	33	6	40	1	42	21	64
Shareholder rights			55	55	1	4	71	76		1	51	52
Grand Total	12	65	2275	2352	110	94	2457	2661	18	67	2333	2418

Unvoted Shares

The table below provides the company names and reasons for unvoting shares during the period.

Issuer Name	Reason
Crown Point Energy Inc	Contested ballot, voted in the management ballot.
Leroy Seafood Group	Shareblocking market
Yara International ASA.	Shareblocking market
Nutreco N.V.	The team had sold their position prior to voting.

Chart 1: Vote by type of resolution 2015



Global Resources (continued)

Voting independence

The table and chart below show the number of times the team have voted against management recommendations, our proxy advisors recommendation or against both. The purpose of this table is to show the independent judgement which is applied by the team when making voting decisions. Please note that from 2014 the figures include the votes from the index funds which increased the number of votes over previous years, as a result 2013 has been excluded.

Chart 2: Votes against management recommendations split by proxy advisers recommendations

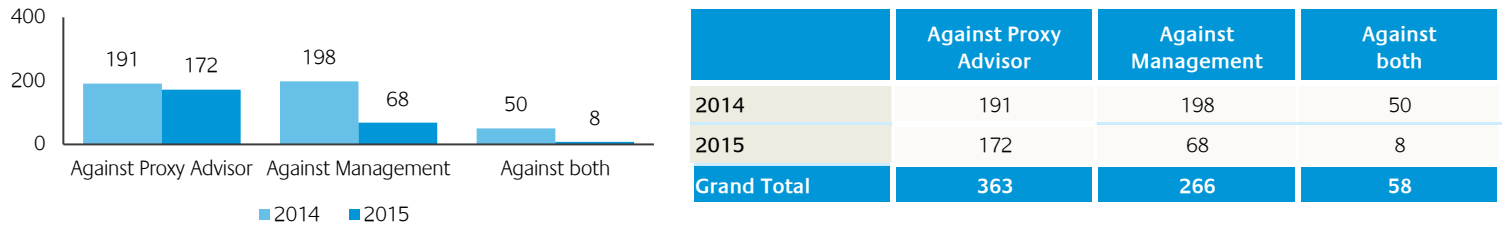
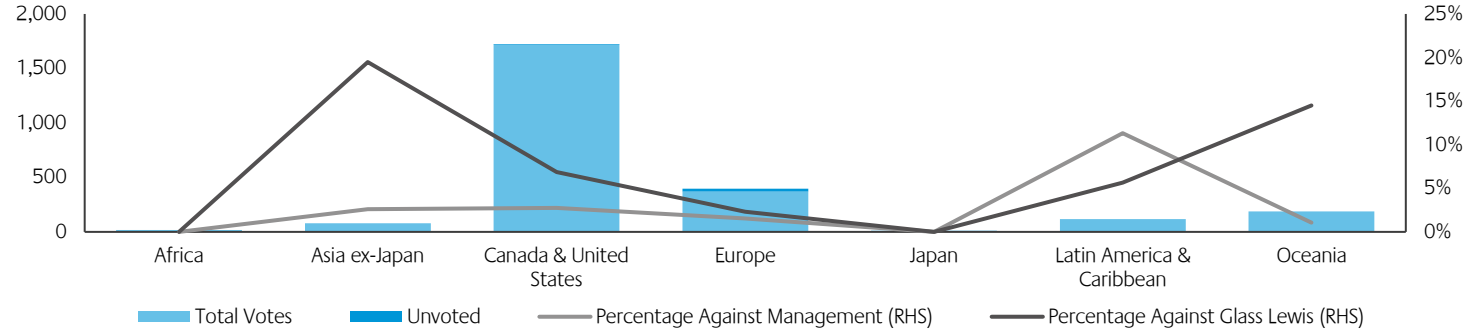


Chart 3: Vote by region



Votes against management

The table below shows the companies and number of resolutions (by region) where the team voted against management recommendations.

Against Management	
Asia ex-Japan	2
Astra Agro Lestari	1
China Shenhua Energy Co Ltd	1
Canada & United States	46
Anadarko Petroleum Corp.	1
Canfor Corp.	3
Chevron Corp.	3
Copper Mountain Mining Corporation	12
EOG Resources, Inc.	1
Exxon Mobil Corp.	2
Freeport-McMoRan Inc	1
Interfor Corp	6
Kennady Diamonds Inc	1
Madalena Energy Inc	1
MEG Energy Corp	3
Memorial Resource Development Corp.	1
Monsanto Co.	1
Noble Energy Inc	1
Peyto Exploration & Development Corp.	2
Silver Wheaton Corp.	1
Southern Copper Corporation	2
Torex Gold Resources Inc	3

Against Management (continued)	
Tyson Foods, Inc.	1
Europe	6
Antofagasta plc	3
Fresnillo Plc	1
Svenska Cellulosa AB	2
Latin America & Caribbean	12
Grupo Mexico S.A.	6
Industrias Penoles S.A.	5
Golden Ocean Group Limited	1
Oceania	2
Troy Resources Limited	2
Grand Total	68

To download the full voting record click [here](#)

Global Listed Infrastructure Securities

Inception Date	Team	Location
July 2007	8	Sydney

Proxy voting history by type of resolution

The table below contains the proxy voting history for the team by issue type. The chart provides the same information for 2015.

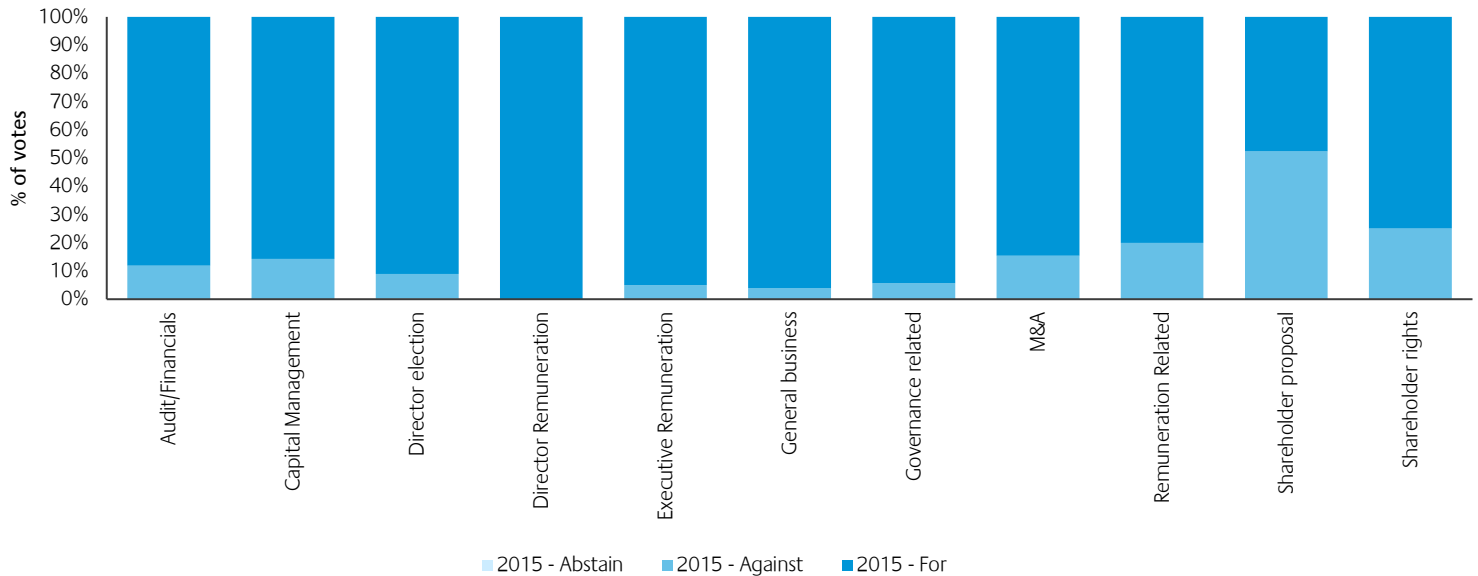
Issue Type	2013			2013 Total	2014			2014 Total	2015			2015 Total
	Abstain	Against	For		Abstain	Against	For		Abstain	Against	For	
Audit/financials		4	34	38		3	36	39		5	37	42
Capital management		3	56	59	1	12	50	63		9	54	63
Director election		32	257	289	2	42	341	385	1	32	335	368
Director remuneration			3	3	2		1	3			8	8
Executive remuneration		7	23	30		5	22	27		2	38	40
General business			11	11	1	1	14	16		1	24	25
Governance related		7	38	45	1	14	62	77		6	99	105
M&A		2	2	4			2	2		2	11	13
Remuneration related	1	1	22	24	1	1	44	46		8	32	40
Shareholder proposal		16	8	24		17	8	25		11	10	21
Shareholder rights		4	19	23		5	17	22		5	15	20
Grand Total	1	76	473	550	8	100	597	705	1	81	663	745

Unvoted Shares

The table below provides the company names and reasons for unvoting shares during the period.

Issuer Name	Reason
Atlantia	The resolution was a contested ballot. The team voted for the alternative ballot.
Flughafen Zurich AG.	Shareblocking market

Chart 1: Vote by type of resolution 2015



Global Listed Infrastructure Securities (continued)

Voting independence

The table and chart below show the number of times the team have voted against management recommendations, our proxy advisors recommendation or against both. The purpose of this table is to show the independent judgement which is applied by the team when making voting decisions.

Chart 2: Votes against management recommendations split by proxy advisers recommendations

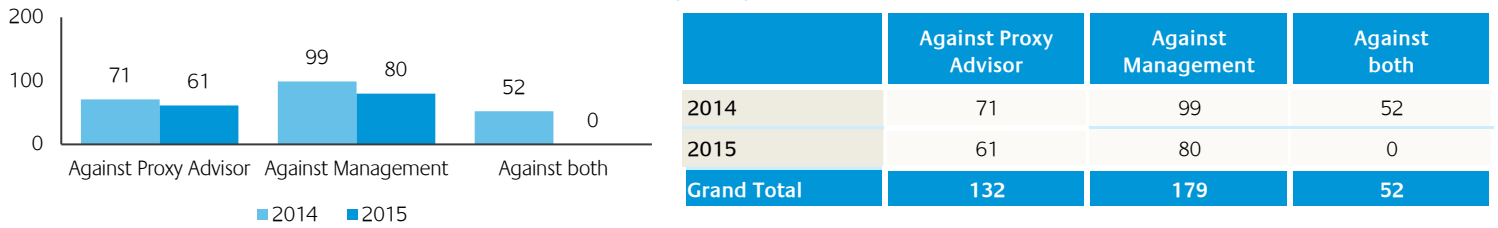
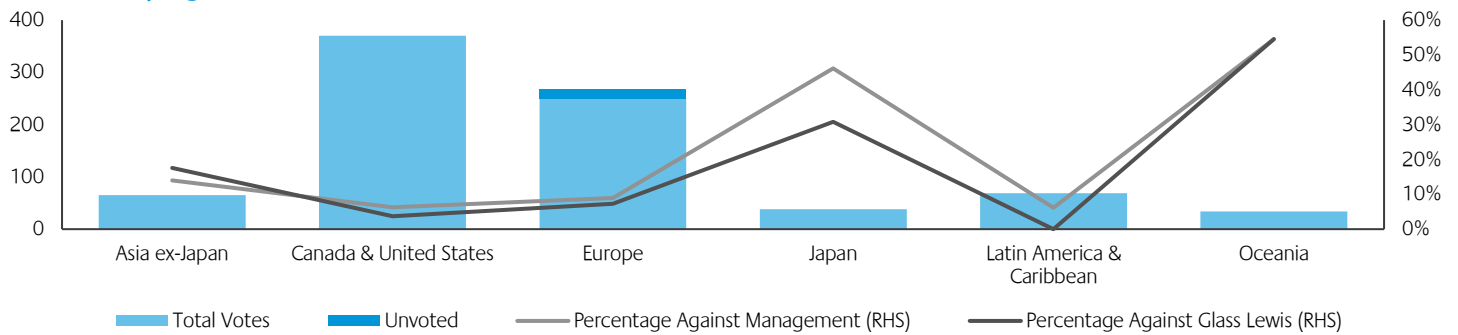


Chart 3: Vote by region



Votes against management

The table below shows the companies and number of resolutions (by region) where the team voted against management recommendations.

Against Management	
Asia ex-Japan	8
China Merchants Holdings (International) Co. Ltd.	2
Power Assets Holdings Limited	1
Jiangsu Expressway Co. Ltd.	5
Canada & United States	22
AES Corp.	2
American Tower Corp.	1
Atmos Energy Corp.	1
Exelon Corp.	7
ITC Holdings Corp	1
Pacific Gas & Electric Co	2
PPL Corp	3
Union Pacific Corp.	2
Eversource Energy	1
Spectra Energy Corp	1
SBA Communications Corp.	1
Europe	22
Abertis Infraestructuras, S.A.	2
Atlantia	2
National Grid Plc	1
SSE Plc.	1
Vinci	13

Against Management (continued)	
Groupe Eurotunnel SE	3
Japan	12
Central Japan Railway Co	2
East Japan Railway Company	2
Kamigumi Co. Ltd	8
Latin America & Caribbean	4
Agua Andinas S.A.	1
CCR S.A.	3
Oceania	12
Duet Group	12
Grand Total	80

To download the full voting record click here

Global Property Securities

Inception Date	Team	Location
July 1994	12	Sydney, New York, London, Singapore, Amsterdam

Proxy voting history by type of resolution

The table below contains the proxy voting history for the team by issue type. The chart provides the same information for 2015.

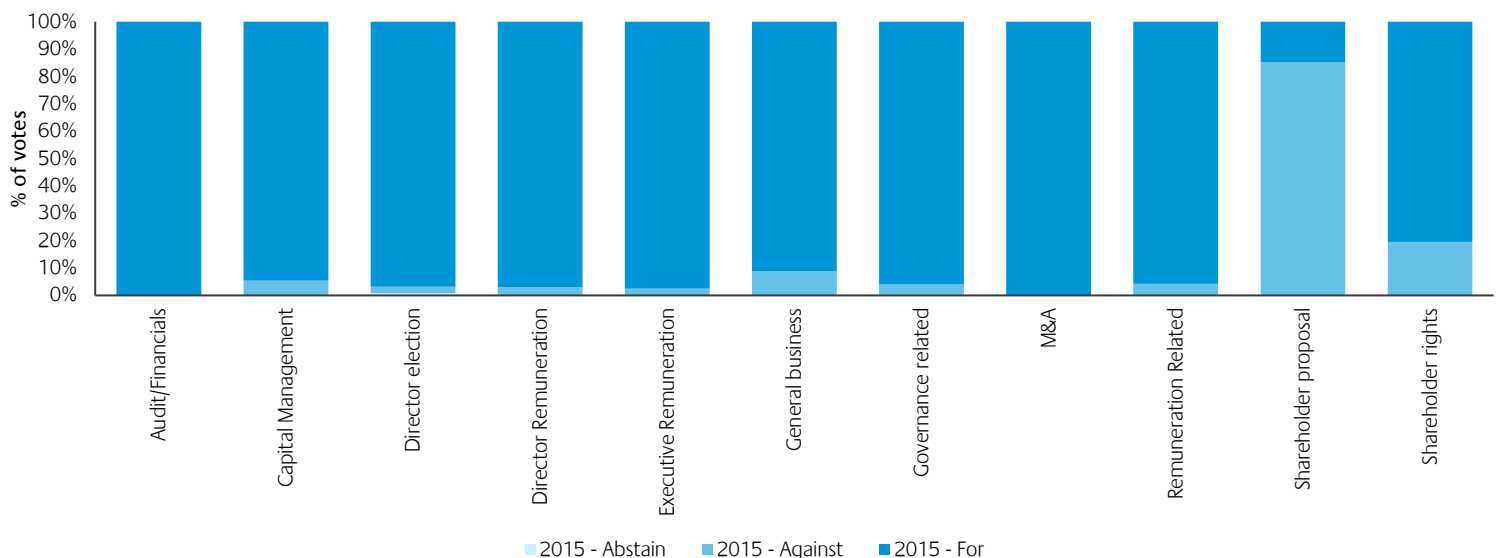
Issue Type	2013			2013 Total	2014			2014 Total	2015			2015 Total
	Abstain	Against	For		Abstain	Against	For		Abstain	Against	For	
Audit/financials	1		62	63			53	53		1	46	47
Capital management		6	93	99		1	76	77			63	63
Director election	3	21	539	563		23	487	510		20	498	518
Director remuneration	1		21	22			13	13			12	12
Executive remuneration		12	56	68		10	59	69		7	42	49
General business	2	4	29	35		1	22	23		1	10	11
Governance related	1	4	120	125		10	99	109		6	85	91
M&A			2	2		2	16	18			9	9
Remuneration related	1		31	32			36	36		5	31	36
Shareholder proposal		1		1		7	3	10		11	3	14
Shareholder rights	1	7	43	51		1	33	34		1	26	27
Grand Total	10	55	996	1061	0	55	897	952	0	52	825	877

Unvoted Shares

The table below provides the company names and reasons for unvoting shares during the period.

Issuer Name	Reason
Chesapeake Lodging Trust	This was a contested ballot and was advised not to vote by our proxy advisor.
Deutsche Annington Immobilien SE	The team determined it was not in the best interests of shareholders to vote on this ballot.
LEG Immobilien AG	The team determined it was not in the best interests of shareholders to vote on this ballot.

Chart 1: Vote by type of resolution 2015



Global Property Securities (continued)

Voting independence

The table and chart below show the number of times the team have voted against management recommendations, our proxy advisors recommendation or against both. The purpose of this table is to show the independent judgement which is applied by the team when making voting decisions. Please note that from 2014 the figures include the votes from the index funds which increased the number of votes over previous years, as a result 2013 has been excluded.

Chart 2: Votes against management recommendations split by proxy advisers recommendations

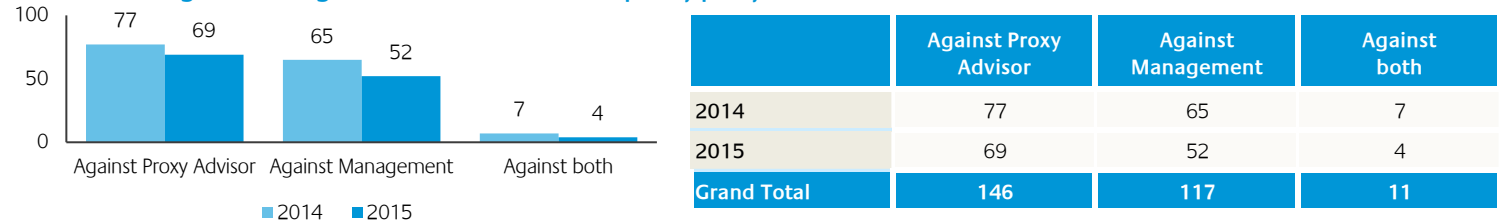
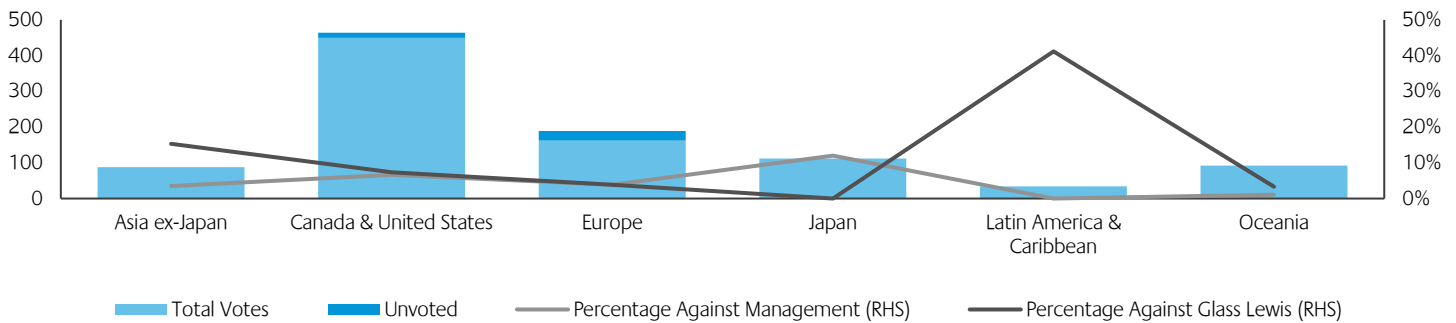


Chart 3: Vote by region



Votes against management

The table below shows the companies and number of resolutions (by region) where the team voted against management recommendations.

Against Management	
Asia ex-Japan	3
Capitaland Ltd	1
Frasers Centrepoint Trust	1
Sun Hung Kai Properties Ltd.	1
Canada & United States	29
Allied Properties Real Estate Investment Trust	3
Boston Properties, Inc.	2
Digital Realty Trust Inc	3
Empire State Realty Trust Inc	1
Equinix, Inc.	2
Equity One, Inc.	1
General Growth Properties, Inc.	4
Macerich Co.	5
Paramount Group Inc	1
UDR Inc	2
Vornado Realty Trust	4
Strategic Hotels & Resorts Inc	1
Europe	7
Derwent London Plc	1
Klepierre	6
Japan	12
Aeon Mall Co	5

Against Management (continued)	
Goldcrest Co Ltd	1
Mitsubishi Estate Company Limited	1
Nomura Real Estate Holdings Inc	3
Sumitomo Realty & Development Co Ltd	2
Oceania	1
Westfield Corporation	1
Grand Total	52

To download the full voting record click here

First State Stewart Asia

Inception Date	Team	Location
July 1994	35	Edinburgh, Hong Kong, Singapore

Proxy voting history by type of resolution

The table below contains the proxy voting history for the team by issue type. The chart provides the same information for 2015.

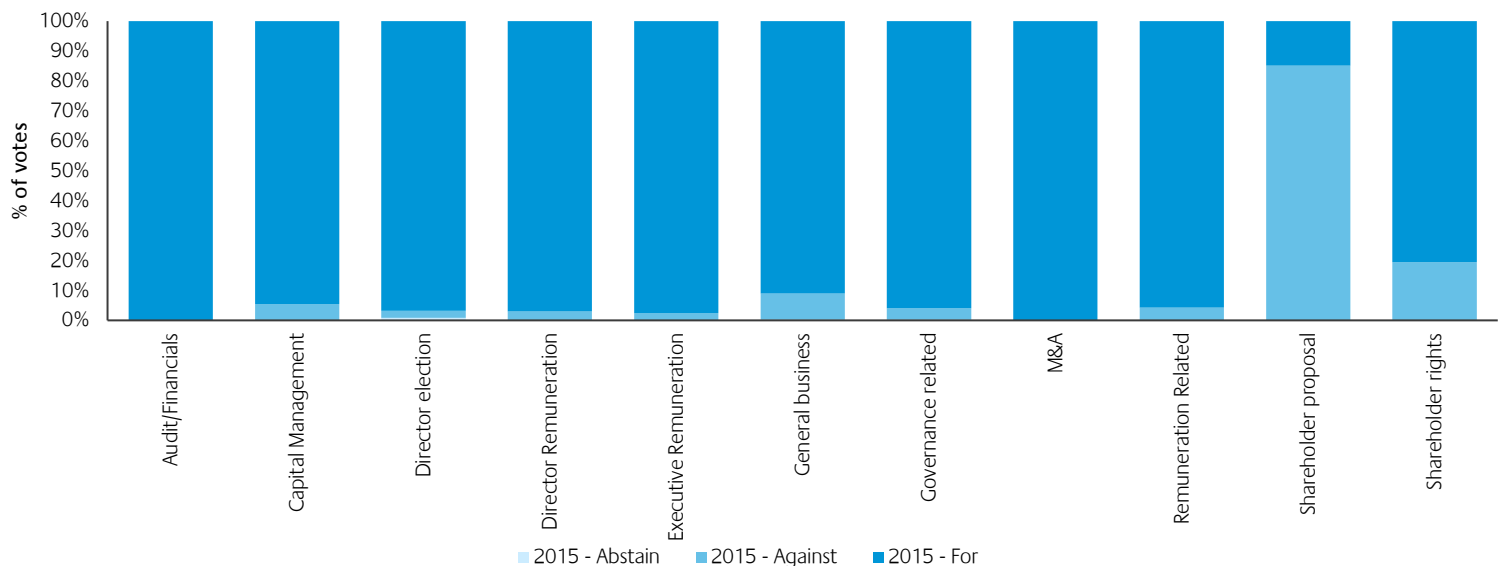
Issue Type	2013			2013 Total	2014			2014 Total	2015			2015 Total
	Abstain	Against	For		Abstain	Against	For		Abstain	Against	For	
Audit/financials		1	359	360		4	359	363			365	365
Capital management		75	654	729	1	67	674	742		49	853	902
Director election		34	1810	1844	1	42	2135	2178	18	50	2083	2151
Director remuneration		7	212	219		7	215	222		7	230	237
Executive remuneration		14	135	149		8	201	209		4	158	162
General business	1	44	401	446		60	392	452	1	46	479	526
Governance related		22	765	787		45	855	900	2	37	934	973
M&A		4	24	28	1	1	42	44			82	82
Remuneration related		3	40	43		3	56	59		3	68	71
Shareholder proposal		25	8	33		17	10	27		23	4	27
Shareholder rights		109	118	227	1	101	138	240		55	227	282
Grand Total	1	338	4526	4865	4	355	5077	5436	21	274	5483	5778

Unvoted Shares

The table below provides the company names and reasons for unvoting shares during the period.

Issuer Name	Reason
NA	NA

Chart 1: Vote by type of resolution 2015



First State Stewart Asia (continued)

Voting independence

The table and chart below show the number of times the team have voted against management recommendations, our proxy advisors recommendation or against both. The purpose of this table is to show the independent judgement which is applied by the team when making voting decisions. Please note that from 2014 the figures include the votes from the index funds which increased the number of votes over previous years, as a result 2013 has been excluded.

Chart 2: Votes against management recommendations split by proxy advisers recommendations

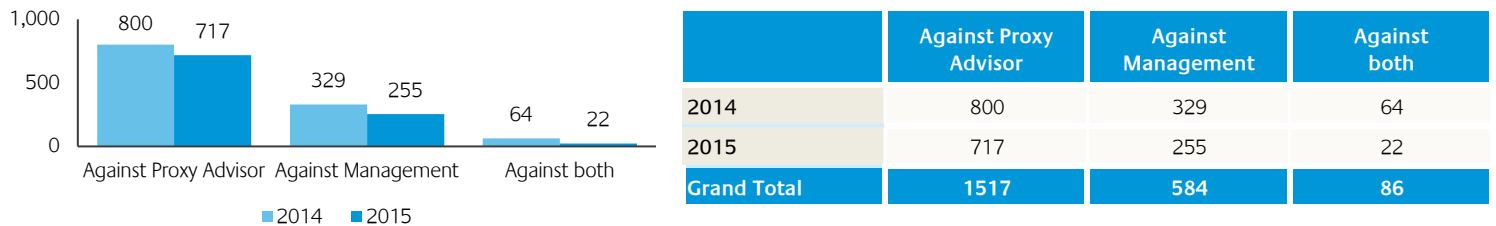
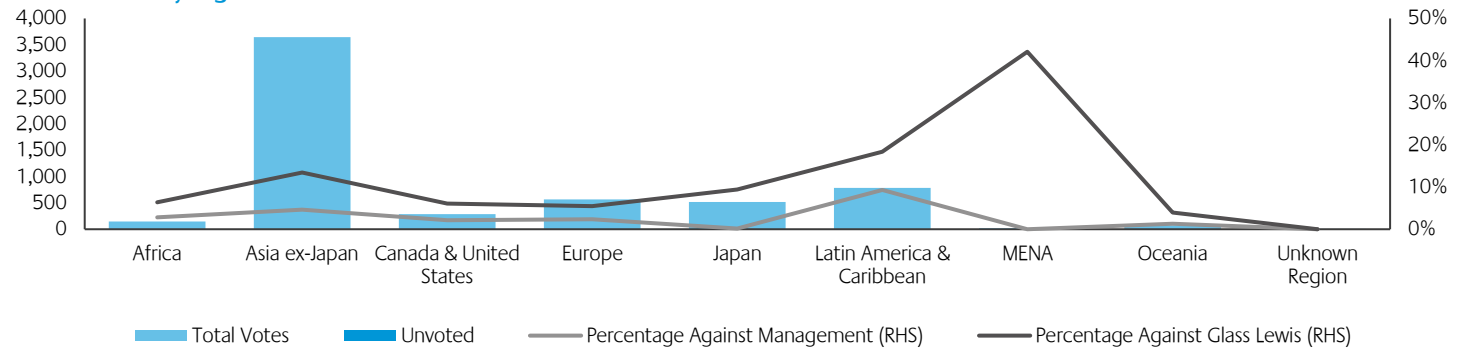


Chart 3: Vote by region



Votes against management

The table below shows the companies and number of resolutions (by region) where the team voted against management recommendations.

Against Management	
Africa	4
Shoprite Holdings Ltd	4
Asia ex-Japan	163
Ace Hardware Indonesia TBK	2
Aeon Thana Sinsap (Thailand) Public Company Limite	1
Astra International	1
Axiomtek Co. Ltd.	1
Ayala Corporation	1
Bank of the Philippine Islands	1
BDO Unibank Inc	1
BFI Finance Indonesia	4
BOC Hong Kong(Hldgs)	2
Century Pacific Food Inc	1
China BlueChemical Ltd.	1
China Communications Services Corp	2
China Longyuan Power Group Corporation Limited	2
China Merchants Bank	1
China Mobile Limited	1
China National Accord Medicines Corporation Ltd	3
China Overseas Grand Oceans Group Limited	2
China Resources Enterprise Ltd.	2
China Resources Power Hldgs Co	6

Against Management (continued)	
China Shenhua Energy Co Ltd	1
China Suntien Green Energy Corporation Limited	1
China Taiping Insurance Holdings Co Ltd	2
China Telecom Corporation	2
Cipla Ltd.	2
Cnooc Ltd.	2
Concepcion Industrial Corp	1
Container Corporation of India Ltd.	2
CPMC Holdings Ltd	2
Dah Chong Hong Holdings Ltd.	2
Delta Electronics (Thailand)	1
Elgi Equipments Ltd.	3
Ezra Holdings Limited	1
Family Mart. Co. Ltd.	1
Flytech Technology Co. Ltd.	8
Glow Energy Public Co. Ltd.	1
Great Wall Motor Co., Ltd.	2
Gree Electrical Appliances Inc. Of Zhuhai	1
GS Retail Co.Ltd.	2
Henderson Land Development Co. Ltd.	2
Hero Supermarket	1
Hong Kong & China Gas Co. Ltd.	2

First State Stewart Asia (continued)

Against Management (continued)		Against Management (continued)	
Hopewell Holdings Ltd.	3	Prada S.p.A.	5
Hyundai Mobis	3	Standard Chartered plc	2
IDFC Ltd	1	Japan	1
Indocement Tungal	2	Hoshizaki Electric Co. Ltd	1
Interplex Holdings Ltd	1	Latin America & Caribbean	67
Jiangling Motors Corporation Ltd.	1	Asia Satellite Telecommunication Holdings Ltd.	2
Kasikornbank Public Co. Ltd	1	Banco de Credito E Inversiones	1
Keck Seng Investments (Hong Kong) Ltd.	4	Cencosud S.A.	1
Lenovo Group Ltd.	2	Cheung Kong Infrastructure Holdings Ltd.	1
Macauto Industrial Co. Ltd.	9	China Conch Venture Holdings Limited	2
Manila Water Co., Inc.	1	China Mengniu Dairy Co	1
Mega Lifesciences Public Company Limited	1	China Resources Gas Group Ltd	2
Merida Industry	1	China Resources Land Ltd.	7
Oberoi Realty Limited	1	China State Construction International Holdings Ltd.	2
Philippine Long Distance Telephone Co.	10	CK Hutchison Holdings Limited	2
Ping AN Insurance (Group) Co. of China, Ltd.	1	Compania Sudamericana de Vapores S.A.	1
Posiflex Technologies Inc	1	Dickson Concepts (International) Ltd.	2
Samsung Electronics	6	Empresa Nacional de Telecomunicaciones S.A.	1
Samsung Fire & Marine Insurance	9	Greatview Aseptic Packaging Company Limited	3
Shanghai Fosun Pharmaceutical (Group) Co., Ltd.	3	Haitian International Holdings	2
Sheng Siong Group Ltd	1	Hengan International Group Co. Ltd.	2
Shenzhen Inovance Technology Co. Ltd	2	I.T Limited	2
Shree Cement Ltd.	1	Inversiones Aguas Metropolitanas S.A.	1
Singamas Container Holdings Ltd.	1	Li Ning Co., Ltd.	2
SM Investments Corp	1	Longfor Properties Co Ltd	2
Sun Hung Kai Properties Ltd.	2	Lung Kee (Bermuda) Holdings Ltd.	2
Telekomunikasi	4	Minth Group Ltd.	2
United Overseas Bank Ltd	2	Pacific Textiles Hldgs	3
Universal Robina Corporation	1	Sino Biopharmaceutical Ltd.	3
Vitasoy International Holdings Ltd.	2	Sitoy Group Holdings Limited	3
Voltronic Power Technology Corp	1	Sunny Optical Technology (Group) Co., Ltd.	2
Weichai Power Co	2	Tai Cheung Holdings Ltd.	2
YGM Trading Ltd.	2	Tencent Holdings Ltd.	2
Zhejiang Chint Electrics Co Ltd	1	Tingyi (Cayman Islands) Holding Corp.	2
Zhengzhou Yutong Bus Co. Ltd.	2	Towngas China Co. Ltd	2
Canada & United States	6	Truly International Holdings Ltd.	4
Baxter International Inc.	2	Yashili International Holdings Ltd	1
Chubb Corp.	1	Oceania	1
Intel Corp.	2	Newcrest Mining	1
Johnson & Johnson	1	Grand Total	255
Europe	13		
Admiral Group	1		
Allied World Assurance Company Holdings AG	1		
Bank Of Ireland	1		
Bayerische Motoren Werke AG	2		
HSBC Holdings plc	1		

To download the full voting record [click here](#)



Inception Date	Team	Location
June 1905	7	Sydney

Proxy voting history by type of resolution

The table below contains the proxy voting history for the team by issue type. The chart provides the same information for 2015.

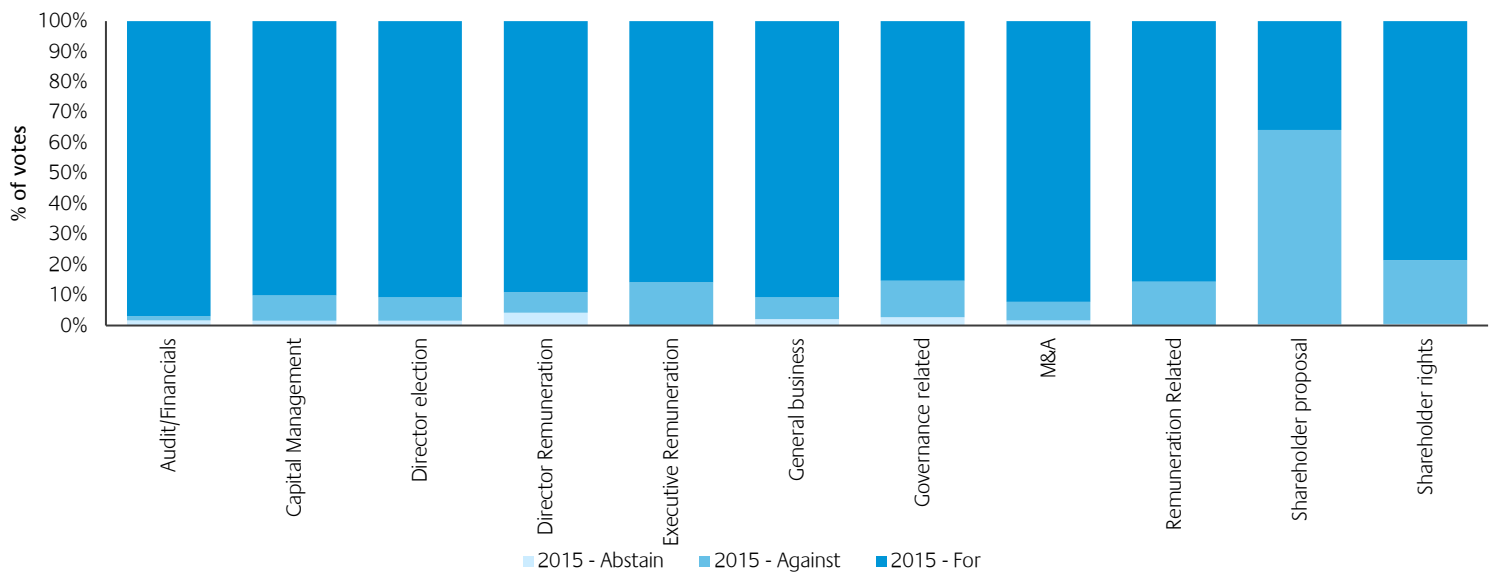
Issue Type	2013			2013 Total	2014			2014 Total	2015			2015 Total
	Abstain	Against	For		Abstain	Against	For		Abstain	Against	For	
Audit/financials									26	21	1656	1703
Capital management									42	242	2810	3094
Director election									256	1252	15619	17127
Director remuneration									31	50	732	813
Executive remuneration									2	229	1475	1706
General business									27	103	1442	1572
Governance related									124	545	4289	4958
M&A									4	14	275	293
Remuneration related										153	926	1079
Shareholder proposal									3	503	280	786
Shareholder rights									6	260	1036	1302
Grand Total									521	3372	30540	34433

Unvoted Shares

The table below provides the company names and reasons for unvoting shares during the period.

Issuer Name	Reason
NA	NA

Chart 1: Vote by type of resolution 2015



Realindex (continued)

Voting independence

The table and chart below show the number of times the team have voted against management recommendations, our proxy advisors recommendation or against both. The purpose of this table is to show the independent judgement which is applied by the team when making voting decisions. Please note that from 2014 the figures include the votes from the index funds which increased the number of votes over previous years, as a result 2013 has been excluded.

Chart 2: Votes against management recommendations split by proxy advisers recommendations

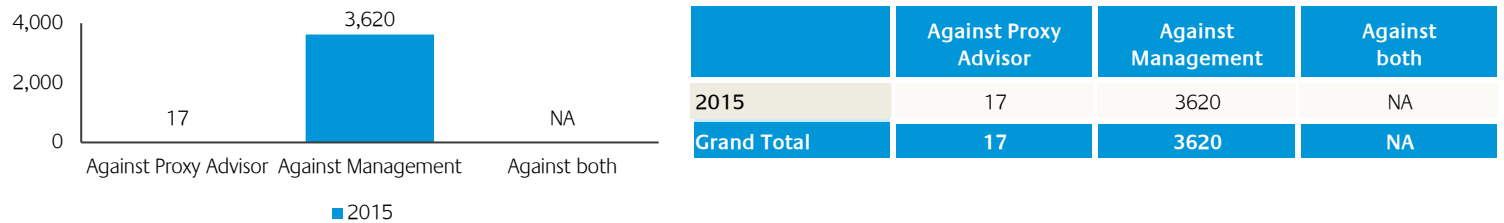
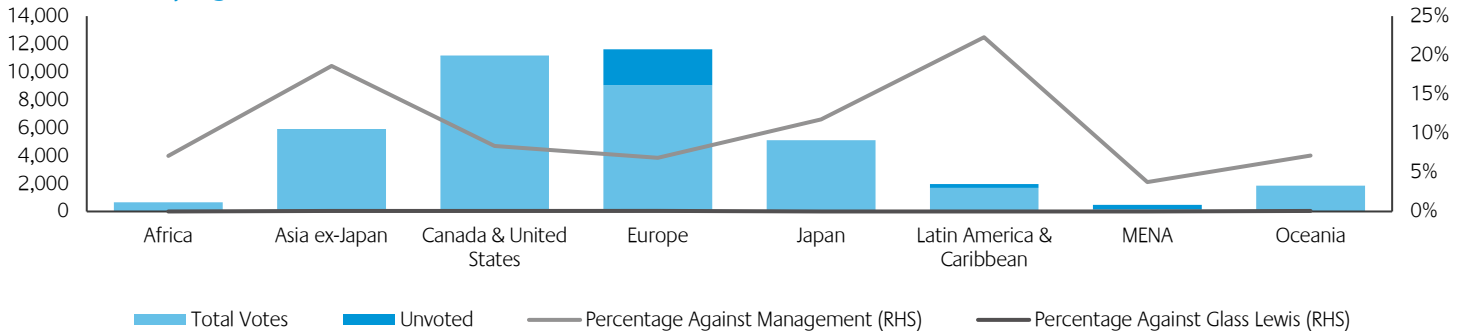


Chart 3: Vote by region



Votes against management

The table below shows the companies and number of resolutions (by region) where the team voted against management recommendations.

Against Management	
Africa	43
Anglo American Platinum Limited	3
Bidvest Group Ltd	2
Exxaro Resources Ltd	1
Firststrand Ltd	4
Imperial Holdings Ltd	2
Liberty Holdings Ltd	2
Massmart Holdings Ltd	2
MTN Group Ltd.	4
Naspers Ltd	6
Nedbank Group Ltd.	1
RMB Holdings Ltd	4
Sasol Ltd	1
Shoprite Holdings Ltd	5
Standard Bank Group Ltd.	1
Telkom SA SOC Ltd	2
Woolworths Hldgs	3
Asia ex-Japan	927
Aboitiz Equity Ventures Inc.	10
Adani Enterprises Ltd	4
Adani Ports & Special Economic Zone Ltd	3
Adani Power Limited	4

Against Management (continued)	
Adaro Energy Tbk, PT	2
Advanced Semiconductor Engineering	8
Agricultural Bank of China	3
Air China Ltd	3
Aluminum Corp. of China	7
AMMB Holdings Bhd	3
Angang Steel Co. Ltd.	2
Anhui Conch Cement Company Limited	2
Astra International	4
Astro Malaysia Holdings Berhad	4
Asustek Computer Inc	1
AU Optronics Corp	1
Avago Technologies Limited	1
Axis Bank Ltd	1
Ayala Corporation	3
Bajaj Auto Ltd	1
Bangkok bank	6
Bank Negara	5
Bank of Communications Co., Ltd.	1
Bank of East Asia Ltd.	7
Bank of the Philippine Islands	2
Bank Rakyat Indonesia	6

Realindex (continued)

Against Management (continued)	
BBMG Corporation	5
BDO Unibank Inc	2
Bharat Heavy Electricals Ltd.	3
Bharat Petroleum Corporation Ltd.	4
Bharti Airtel Ltd.	2
BOC Hong Kong(Hldgs)	2
BS Financial Group Inc	3
BYD Co	8
Cairn India Ltd.	1
Capitaland Ltd	1
Cathay Pacific Airways Ltd.	4
China CITIC Bank Corp. Ltd.	2
China CNR Corp Ltd	3
China Coal Energy Company	5
China Communications Construction	1
China Communications Services Corp	4
China Eastern Airlines Corporation Ltd.	4
China International Marine Containers (Group) Co. Ltc	6
China Life Insurance Co	5
China Longyuan Power Group Corporation Limited	5
China Merchants Bank	1
China Minsheng Banking Corporation Ltd.	1
China Mobile Limited	3
China National Building Material Co	2
China Oilfield Services	3
China Overseas Land & Investment Ltd.	5
China Pacific Insurance (Group) Co Ltd	3
China Petroleum & Chemical Corp	6
China Railway Construction Corp	3
China Railway Group Ltd	4
China Resources Enterprise Ltd.	4
China Resources Power Hldgs Co	6
China Shenhua Energy Co Ltd	1
China Shipping Development Co	4
China Southern Airlines Company Ltd.	3
China Telecom Corporation	5
China Unicom (Hong Kong) Ltd	5
Chongqing Rural Commercial Bank	1
CITIC Ltd	4
Citic Securities Co	49
City Developments Ltd	5
CJ Cheiljedang Corp	2
CJ Corp.	1
CLP Holdings Ltd.	2
Cnooc Ltd.	3
Coal India Limited	4

Against Management (continued)	
ComfortDelGro Corp. Ltd.	1
Compal Electronics Inc.	6
CRRC Corporation Limited	2
CSR Corporation Limited	3
CTBC Financial Holding Co Ltd	1
Daelim Industrial	2
Daewoo Engineering & Construction	3
Daewoo International	1
Daewoo Securities	2
Daewoo Shipbuilding & Marine Engineering	4
Datang International Power Generation Co., Ltd.	3
DBS Group Holdings Ltd	3
Delta Electronic	1
Digi.Com Bhd	1
DLF Ltd.	3
Dongbu Insurance	3
Dongfeng Motor Group Co	1
Dongkuk Steel Mill	4
Doosan Corp	3
Doosan Heavy Industries and Construction	2
Doosan Infracore Co., Ltd.	2
E-MART Co Ltd	3
Essar Oil Ltd.	1
Far Eastern New Century Corporation	5
Far Eastone Telecommunications Co. Ltd.	2
Formosa Chemical & Fiber	5
Formosa Petrochemical Corp.	4
Formosa Plastic	5
Fraser & Neave Ltd	5
Gail (India) Ltd.	3
Galaxy Entertainment Corporation Ltd.	5
Genting Bhd	1
Genting Malaysia Berhad	1
Globe Telecom Inc.	5
Golden Agri Resources	2
Grasim Industries Ltd.	5
Great Eastern Holdings Ltd	4
Great Wall Motor Co., Ltd.	1
GS Engineering & Construction Corp	1
GS Holdings	1
Guangdong Investment Ltd.	5
Guangzhou Automobile Group Co. Ltd	4
Guangzhou R&F Properties Co. Ltd.	3
Gudang Garam Tbk	3
Haitong Securities Co Ltd	6
Hana Financial Group Inc.	1

Realindex (continued)

Against Management (continued)		Against Management (continued)	
Hang Lung Group Ltd.	2	JG Summit Holdings Inc.	6
Hang Lung Properties Limited	3	Jiangsu Expressway Co. Ltd.	3
Hang Seng Bank Ltd.	4	Jiangxi Copper Co. Ltd	6
Hankook Tire Co Ltd	1	Jindal Steel & Power Ltd.	7
Hanwha Chemical	2	JSW Steel Ltd.	1
Hanwha Life Insurance	2	Kcc Corporation	1
HCL Technologies Ltd.	1	Keppel Corporation Ltd	1
Henderson Land Development Co. Ltd.	4	Kia Motors	2
Hero MotoCorp Ltd	1	Kolon Industries	1
Hindalco Industries Ltd.	2	Korea Electric Power	1
Hindustan Petroleum Corporation Ltd.	1	Korea Gas Corporation	6
Hindustan Unilever Ltd.	2	Korea Zinc	1
Hindustan Zinc Ltd.	4	Korean Air Lines	3
Hong Kong & China Gas Co. Ltd.	3	KT Corporation	1
Hong Leong Bank Bhd	2	KT&G Corporation	1
Hong Leong Financial Group Bhd	1	Kuala Lumpur Kepong Bhd	1
Housing Development Finance Corporation Ltd.	2	Kumho Petro Chemical	1
HTC Corporation	1	L G Chemical	1
Huadian Power International Corporation Ltd.	9	L G International	1
Huaneng Power International Inc.	2	Lenovo Group Ltd.	3
Hutchison Whampoa Ltd.	1	LG Corp	2
Hyosung	3	LG Display Co Ltd.	1
Hysan Development Co. Ltd.	2	LG Electronics Inc	2
Hyundai Engineering & Construction	1	LG Uplus	1
Hyundai Glovis Co Ltd	3	Link Real Estate Investment Trust	1
Hyundai Heavy Industries	2	Lotte Chemical Corporation	2
Hyundai Hysco	1	Lotte Shopping Co	2
Hyundai Marine & Fire Insurance Co	1	LS Corp	1
Hyundai Merchant Marine	4	Maanshan Iron & Steel Co. Ltd.	1
Hyundai Mipo Dock Yard	2	Mahindra & Mahindra Ltd.	3
Hyundai Mobis	2	Maruti Suzuki India Ltd.	2
Hyundai Motor	3	Maxis Berhad	6
Hyundai Steel Co.	1	Media Tek Inc	1
Hyundai Wia Co Ltd	1	Metallurgical Corporation of China Ltd	2
ICICI Bank Ltd.	1	Mmi Holdings Ltd	1
IDBI Bank Ltd	1	MTR Corporation Ltd.	3
Idea Cellular Ltd.	3	Naver Co Ltd	1
IHH Healthcare Bhd	3	New China Life Insurance Co. Ltd	2
Indian Oil Corporation Ltd.	4	New World Development Co. Ltd.	4
Indo Tambangraya Megah Tbk, PT	1	NMDC Ltd.	3
Indofood Sukses	1	NTPC Ltd.	5
Indosat Tbk	1	Oil & Natural Gas Corporation Ltd.	4
Industrial & Commercial Bank of China Ltd.	2	Oil India Ltd	3
IOI Corporation Bhd	1	PCCW Ltd.	6
ITC Ltd.	2	People`s Insurance Company (Group) of China Ltd	1
Jardine Cycle & Carriage Limited	2	Perusahaan Gas Negara (PGN)	3

Realindex (continued)

Against Management (continued)		Against Management (continued)	
PetroChina Co. Ltd.	1	Singapore Press Holdings Limited	2
Petronas Chemicals Group Bhd	2	Sino Land Co. Ltd.	3
Petronas Dagangan	1	Sinopec Engineering (Group) Co Ltd	9
Petronas Gas Bhd	2	Sinopharm Group Co Ltd	2
Philippine Long Distance Telephone Co.	5	SJM Holdings Limited	2
PICC Property & Casualty Co	3	Sk C&C Co	4
Ping AN Insurance (Group) Co. of China, Ltd.	6	SK HOLDINGS CO LTD, SEOUL	2
Posco	1	SK Innovation	1
Pou Chen	2	SK Networks Co. Ltd.	3
Power Assets Holdings Limited	7	SK Telecom	1
Power Finance Corporation Ltd.	2	SM Investments Corp	6
PPB Group Bhd	1	S-Oil Corp.	3
President Chain Store Corporation	1	Starhub Limited	3
PT Bank Central Asia Tbk	2	State Bank of India	1
PT Bank Mandiri (Persero) Tbk	5	Steel Authority of India Ltd.	3
PTT Exploration & Production	6	Sun Art Retail Group Limited	4
PTT Public Company Limited	8	Sun Hung Kai Properties Ltd.	5
Public Bank Bhd	2	Sun Pharmaceutical Industries Ltd.	2
Punjab National Bank	2	Swire Pacific Ltd.	1
Reliance Communications Ltd.	2	Swire Properties Limited	1
Reliance Industries Ltd.	5	Synnex Technology International Corporation	1
Reliance Infrastructure Ltd	2	Taishin Financial Holding Co	2
Rural Electrification Corporation Ltd	2	Taiwan Cement	8
Samsung C&T Corporation	2	Taiwan Cooperative FHC	1
Samsung Card Co Ltd	2	Taiwan Semiconductor Manufacturing	1
Samsung Electro Mechanics	3	Tata Consultancy Services	2
Samsung Electronics	4	Tata Motors Ltd.	2
Samsung Engineering	1	Tata Power Co. Ltd.	3
Samsung Fire & Marine Insurance	4	Tata Steel Ltd.	1
Samsung Heavy Industries	3	Techtronic Industries Co. Ltd.	2
Samsung Life Insurance Co Ltd	1	Telekom Malaysia Bhd	4
Samsung SDI Co. Ltd.	2	Telekomunikasi	4
San Miguel Corporation	7	Thai Oil Public Co Limited	6
Sembcorp Industries Ltd	2	UltraTech Cement Ltd.	1
Sembcorp Marine Ltd	2	UMW Holdings Bhd	3
Semen Indonesia Tbk	5	Unilever Indonesia	3
Sesa Sterlite Ltd	5	United Micro Electronics	1
Shanghai Electric Group Co	2	United Overseas Bank Ltd	2
Shanghai Pharmaceuticals Holding Co. Ltd.	2	United Tractors Tbk	2
Shinhan Financial Group Co. Ltd.	4	UOL Group Ltd	1
Shinsegae Co	3	Valle Indonesia	9
Siam Commercial Bank Public Co. Ltd.	1	Vedanta Ltd	4
Siliconware Precision Industries Co	2	Weichai Power Co	4
Sime Darby Berhad	1	Wharf (Holdings) Ltd.	3
Singapore Airlines Ltd	2	Wheelock and Co. Ltd.	3
Singapore Exchange Limited	2	Wilmar International Ltd	3

Realindex (continued)

Against Management (continued)	
Wipro Ltd.	2
Wistron Corp	4
XL Axiata Tbk	2
Yangzijiang Shipbuilding (Hldgs)Ltd	2
Yanzhou Coal Mining Company Limited	1
YTL Corporation Bhd	3
YTL Power International Bhd	4
Zhejiang Expressway Co	5
Zijin Mining Group Co., Ltd.	1
ZTE Corp.	2
Canada & United States	863
Abbott Laboratories	1
Activision Blizzard Inc	5
Advance Auto Parts Inc	1
AES Corp.	2
Aetna Inc.	1
Affiliated Managers Group Inc.	1
Aflac Inc.	1
Agilent Technologies Inc.	1
Agnico Eagle Mines Ltd	1
Airgas Inc.	4
Akamai Technologies Inc	1
Alexion Pharmaceuticals Inc.	2
Alimentation-Couche Tard, Inc.	6
Alliance Data System	1
AltaGas Ltd	1
Altera Corp.	1
Altria Group Inc.	3
Amazon.com Inc.	3
Ameren Corp.	1
American Capital Agency Corp	1
American Electric Power Company Inc.	1
American Express Co.	3
American Financial Group Inc	5
American International Group Inc	1
American Water Works Co. Inc.	1
Ameriprise Financial Inc	1
Amerisource Bergen Corp.	1
Ametek Inc	1
Anadarko Petroleum Corp.	2
Anthem Inc	1
Applied Materials Inc.	2
Aramark Corporation	2
ARC Resources Ltd	1
ARC Resources Ltd.	2
Archer Daniels Midland Co.	1

Against Management (continued)	
AT&T, Inc.	2
Automatic Data Processing Inc.	1
Autozone Inc.	1
Avalonbay Communities Inc.	2
Avery Dennison Corp.	1
Avon Products, Inc.	2
B/E Aerospace Inc	1
Bank Of America Corp.	4
Barrick Gold Corp.	2
Baxter International Inc.	2
Baytex Energy Corp	2
BB&T Corp.	6
Bed, Bath & Beyond Inc.	1
Biogen Inc	1
Biomarin Pharmaceutical Inc.	1
BlackBerry Ltd	2
Boeing Co.	2
Bombardier Inc.	1
Boston Properties, Inc.	3
Boston Scientific Corp.	2
Bristol-Myers Squibb Co.	3
Broadcom Corp.	2
C.H. Robinson Worldwide, Inc.	2
C.R. Bard Inc.	1
CA Inc	1
Cablevision Systems Corp.	5
Cabot Oil & Gas Corp.	2
Cameron International Corporation	1
Canadian Tire Corp., Ltd.	3
Cardinal Health, Inc.	1
Catamaran Corp	1
Caterpillar Inc.	3
CDK Global Inc	1
Celanese Corp	1
Centerpoint Energy Inc.	1
CenturyLink Inc	1
CF Industries Holdings Inc	2
CGI Group, Inc.	3
Charles Schwab Corp.	3
Charter Communications Inc	3
Cheniere Energy Inc.	5
Chesapeake Energy Corp.	2
Chevron Corp.	3
Chipotle Mexican Grill	2
Cimarex Energy Co.	1
Cisco Systems, Inc.	2

Realindex (continued)

Against Management (continued)		Against Management (continued)	
CIT Group Inc	1	Electronic Arts, Inc.	2
Citigroup Inc	2	EMC Corp.	1
Clorox Co.	1	Emerson Electric Co.	1
CME Group Inc	3	Empire Co., Ltd.	3
Coach, Inc.	1	Enerplus Corporation	4
Cobalt Energy Ltd	1	EOG Resources, Inc.	1
Coca-Cola Co	2	EQT Corp	1
Cognizant Technology Solutions Corp.	1	Equifax, Inc.	1
Comcast Corp.	5	Equinix, Inc.	2
Community Health Systems, Inc.	6	Equity Residential Properties Trust	1
Computer Sciences Corp.	1	Essex Property Trust, Inc.	2
Concho Resources Inc	1	Estee Lauder Cos., Inc.	1
Conoco Phillips	1	Exelon Corp.	7
Consol Energy, Inc.	4	Expedia Inc.	1
Consolidated Edison, Inc.	1	Expeditors International Of Washington, Inc.	5
Constellation Brands Inc	1	Express Scripts Holding Co	1
Constellation Software Inc	3	Exxon Mobil Corp.	2
Continental Resources Inc (OKLA)	2	Facebook Inc	4
Corning, Inc.	2	Fairfax Financial Holdings, Ltd.	3
Costco Wholesale Corp	3	Fastenal Co.	5
Crescent Point Energy Corp	3	Fedex Corp	5
Crown Castle International Corp.	1	Fidelity National Financial Inc	3
Cummins Inc.	1	Fidelity National Information Services, Inc.	5
D.R. Horton Inc.	1	Fifth Third Bancorp	1
Danaher Corp.	4	First Capital Realty, Inc.	2
Darden Restaurants, Inc.	1	First Quantum Minerals Ltd.	3
DaVita HealthCare Partners Inc	2	First Republic Bank	1
Dentsply International, Inc.	1	First Solar Inc	3
Devon Energy Corp.	4	Firstenergy Corp.	3
Digital Realty Trust Inc	3	Fleetcor Technologies Inc	3
Discovery Communications Inc	3	Flir Systems, Inc.	1
Dish Network Corp	3	Flowserve Corp.	1
Disney Walt Co.	2	Fluor Corporation	3
Dollar General Corp.	1	FMC Technologies Inc.	1
Dollarama Inc	1	Ford Motor Co.	4
Dominion Resources Inc	2	Franco-Nevada Corporation	2
Dover Corp.	1	Freeport-McMoRan Inc	1
Dr Pepper Snapple Group Inc	1	Gannett Co., Inc.	1
DTE Energy Co.	2	Gap, Inc.	1
Du Pont (E.I.) De Nemours & Co	18	General Dynamics Corp.	2
Duke Energy Corp.	2	General Growth Properties, Inc.	7
Dun & Bradstreet Corp	2	Genworth Financial Inc	4
EBay Inc.	2	Gilead Sciences, Inc.	2
Ecolab, Inc.	1	Goldcorp Inc	3
Edison International	1	Goldman Sachs Group, Inc.	1
Edwards Lifesciences Corp	1	Google Inc	6

Realindex (continued)

Against Management (continued)		Against Management (continued)	
Host Hotels & Resorts Inc	1	Maxim Integrated Products, Inc.	2
Husky Energy Inc.	15	McDonald`s Corp	2
IAC InterActiveCorp	1	McGraw Hill Financial Inc	1
IGM Financial Inc.	9	Mckesson Corporation	1
IHS Inc	1	MDU Resources Group Inc.	1
Imperial Oil Ltd.	1	MEG Energy Corp	2
Ingram Micro Inc.	4	Merck & Co Inc	1
Intel Corp.	2	Mettler-Toledo International, Inc.	1
Inter Pipeline Ltd	4	Microchip Technology, Inc.	1
International Business Machines Corp.	3	Micron Technology Inc.	2
INTL FCStone Inc	1	Mohawk Industries, Inc.	2
Iron Mountain Inc	1	Monsanto Co.	2
J.B. Hunt Transport Services, Inc.	1	Monster Beverage Corp	2
J.M. Smucker Co.	1	Morgan Stanley	1
Jarden Corporation	2	Motorola Solutions Inc	1
Johnson & Johnson	1	Murphy Oil Corp.	1
Joy Global, Inc.	7	Mylan Inc	1
JPMorgan Chase & Co.	3	Nasdaq Omx Group Inc	1
Juniper Networks Inc	1	National Bank Of Canada	3
KBR Inc	2	Netapp Inc	1
Kellogg Co	1	NetFlix Inc	5
Keycorp	1	New Gold Inc	1
Keysight Technologies Inc	1	New York Community Bancorp Inc.	1
Kimberly-Clark Corp.	1	NextEra Energy Inc	3
Kimco Realty Corp.	1	Nike, Inc.	3
Kinder Morgan Inc	2	Nisource Inc. (Holding Co.)	1
Kla-Tencor Corp.	1	Noble Energy Inc	1
Kohl`s Corp.	2	Norfolk Southern Corp.	1
Kraft Foods Group, Inc	1	Northern Trust Corp.	2
L Brands Inc	2	Northrop Grumman Corp.	1
Las Vegas Sands Corp	1	Nuance Communications	6
Legg Mason, Inc.	1	Nucor Corp.	1
Leggett & Platt, Inc.	1	O`Reilly Automotive, Inc.	3
Leidos Holdings Inc	1	Occidental Petroleum Corp.	2
Lennar Corp.	2	OceanaGold Corporation	2
Leucadia National Corp.	1	Omicare Inc.	1
Level 3 Communications, Inc.	2	Omnicom Group, Inc.	1
Liberty Broadband Corp	2	Onex Corp.	2
Liberty Interactive Corp	2	Open Text Corp	1
Liberty Media Corp.	1	Oracle Corp.	9
Linear Technology Corp.	2	Owens-Illinois, Inc.	1
LinkedIn Corp	2	Paccar Inc.	2
LKQ Corp	1	Pacific Gas & Electric Co	1
Loews Corp.	1	Pacific Rubiales Energy Corp	11
Lowe`s Cos., Inc.	2	Palo Alto Networks Inc	2
M & T Bank Corp	2	Peabody Energy Corp.	2

Realindex (continued)

Against Management (continued)		Against Management (continued)	
Power Financial Corporation	6	Starz	1
PPL Corp	3	Steel Dynamics Inc.	1
Praxair, Inc.	2	Stericycle Inc.	1
Precision Castparts Corp.	2	Stryker Corp.	1
Priceline Group Inc	2	Suntrust Banks, Inc.	1
Procter & Gamble Co.	3	Synchrony Financial	1
Prologis	1	Sysco Corp.	1
Prudential Financial Inc.	1	Talisman Energy, Inc.	1
Public Storage	1	Target Corp	1
QEP Resources Inc	3	Teco Energy Inc.	2
Quanta Services, Inc.	1	Telephone And Data Systems, Inc.	1
Quest Diagnostics, Inc.	1	Tesla Motors Inc.	2
Quintiles Transnational Holdings Inc.	1	Time Inc	1
Range Resources Corp	1	Time Warner Cable Inc	3
Raymond James Financial, Inc.	2	Time Warner Inc	1
Regeneron Pharmaceuticals, Inc.	2	T-Mobile US Inc	2
Regions Financial Corp.	1	Toll Brothers Inc.	1
Republic Services, Inc.	1	Total System Services Inc	2
Reynolds American Inc.	1	Tourmaline Oil Corp	2
RioCan Real Estate Investment Trust	7	Towers Watson & Co	3
Robert Half International Inc.	1	Transdigm Group Incorporated	1
Roper Technologies Inc	1	Travelers Companies Inc.	1
Ross Stores, Inc.	1	TripAdvisor Inc.	1
Ryder System, Inc.	1	Turquoise Hill Resources Ltd	1
Salesforce.Com Inc	3	Twenty-First Century Fox Inc	5
Sandisk Corp.	2	Tyson Foods, Inc.	1
Santander Consumer USA Holdings Inc	3	U S Bancorp	1
Saputo Inc	3	UDR Inc	2
SBA Communications Corp.	2	Under Armour Inc	2
Scripps Networks Interactive Inc	1	Union Pacific Corp.	1
Sealed Air Corp.	2	United Continental Holdings Inc	1
Sears Holdings Corp	1	United Parcel Service, Inc.	2
Sempra Energy	1	Unitedhealth Group Inc	1
Silver Wheaton Corp.	1	Universal Health Services, Inc.	1
Sirius XM Holdings Inc	2	Unum Group	2
Skyworks Solutions, Inc.	1	Urban Outfitters, Inc.	3
SL Green Realty Corp.	1	Valeant Pharmaceuticals International Inc	2
Southern Company	1	VEREIT Inc	1
Southern Copper Corporation	6	Verisign Inc.	1
Southwestern Energy Company	1	Verizon Communications Inc	2
Spectra Energy Corp	1	Vertex Pharmaceuticals, Inc.	4
Sprint Corp	3	Visa Inc	1
SPX Corp.	2	Vornado Realty Trust	4
St. Jude Medical, Inc.	2	W.R. Berkley Corp.	2
Staples, Inc.	1	Walgreens Boots Alliance Inc	3
Starbucks Corp.	2	Wal-Mart Stores, Inc.	5

Realindex (continued)

Against Management (continued)	
Waste Management, Inc.	1
Wells Fargo & Co.	2
Western Union Company	2
Westlake Chemical Corp	1
Whole Foods Market, Inc.	2
Williams Cos Inc	1
World Fuel Services Corp.	2
Wyndham Worldwide Corporation	1
Xcel Energy, Inc.	1
Yahoo Inc.	1
Yamana Gold Inc.	8
Zions Bancorporation	1
Europe	748
3i Group plc	1
A2A Spa	2
Aberdeen Asset Management	2
Accenture plc	1
Acciona	5
Accor	2
ACE Ltd.	3
ACS, Actividades de Construccion Y Servicios, S.A.	5
Actavis plc	3
Admiral Group	1
ADP Promesses	2
Ageas SA/NV	1
Aggreko plc	1
Air France-KLM	10
Alcatel Lucent	2
Allied World Assurance Company Holdings AG	2
Alstom	2
Altice S.A.	2
Amec Foster Wheeler Plc	1
Anglo American plc	1
Anheuser-Busch InBev	1
Antofagasta plc	4
Ao Tatneft	24
ArcelorMittal	1
ARM Holdings	1
Ashtead Group plc	1
Associated British Foods plc	1
Astrazeneca plc	1
Atlantia	2
Atos	2
Aviva Plc	1
Babcock International Group plc	2
BAE Systems plc	2

Against Management (continued)	
Balfour Beatty plc	2
Banca Carige - Cassa Di Risparmio Di Genova E Imperia S	1
Banca Monte Dei Paschi Di Siena Spa	2
Banco de Sabadell, S.A.	1
Banco Popular Espanol	2
Banco Santander S.A.	1
Bank Of Ireland	1
Bankinter	2
Barclays plc	1
Barratt Developments plc	1
Bayerische Motoren Werke AG	2
BG Group plc	2
Bollore.	3
Bouygues	15
BP plc	2
Bpost S.A. / N.V	1
British American Tobacco	1
British Land Co plc	1
BT Group	1
Bunzl plc	1
Burberry Group	1
Bureau Veritas	7
CaixaBank, S.A	1
Capita Plc	2
Carnival plc	2
Carrefour	3
Casino Guichard Perrachon	1
Centrica plc	1
Cez, A.S.	2
Cherepovets Metal Factory Severstal	6
Chicago Bridge & Iron Co. N.V.	1
Christian Dior SE	5
CNP Assurances	1
Cobham plc	1
Colruyt	7
Compass Group Plc	1
Core Laboratories N.V.	1
Credit Agricole S.A.	6
CRH Plc	1
Croda International plc	1
D`leteren	2
Dassault Systemes SA	7
DCC Plc	1
Delhaize Freres & Cie	1
Deutsche Wohnen AG	2
Diageo plc	1

Realindex (continued)

Against Management (continued)		Against Management (continued)	
Direct Line Insurance Group plc	1	Immofinanz AG	5
Distribuidora Internacional De Alimentacion S.A.	1	Imperial Tobacco Group plc	1
Dixons Carphone plc	4	Inchcape plc	2
Easyjet plc	1	Indivior Plc	2
EDF	1	Inmarsat	1
EDP-Energias DE Portugal S.A.	1	Intercontinental Hotels Group plc	1
Eiffage	10	International Consolidated Airlines Group SA	2
Endesa S.A.	2	Intertek Group plc	2
Eni Spa	1	Investec plc	2
ERG Eolica Campania S.p.A	2	Italcementi Fabbriche Riunite Cemento Spa	1
Erste Group Bank AG	1	ITV	1
Eurazeo	4	JC Decaux	8
Eutelsat Communications	4	Johnson Matthey plc	1
Evrax Plc	3	Kabel Deutschland Holding AG	4
Exor Spa	2	KAZ Minerals Plc	2
Experian Plc	2	KBC Group SA NV	3
Faurecia	4	Kering	1
Federal Hydrogenerating Company - RusHydro	3	Kingfisher plc	1
Ferrovial S.A.	1	Klepierre	6
Fiat Chrysler Automobiles NV	3	Komercni Banka, A.S.	1
Finmeccanica Spa	1	Koninklijke KPN NV	1
Fomento De Construcciones Y Contratas, S.A.	4	Koninklijke Philips N.V.	1
Fonciere des Regions	5	Lagardere S.C.A.	2
Fresnillo Plc	2	Lanxess AG	2
G4S Plc	2	Legal & General Group plc	1
Garmin Ltd	3	Liberty Global plc	18
Gas Natural SDG	4	Lloyds Banking Group plc	1
Gazprom	2	London Stock Exchange Group	3
Gazprom Neft	2	Luxottica Group.	1
Gecina	7	Lvmh Moet Hennessy Vuitton SE	12
GKN plc	1	Magnit PJSC	4
Glaxosmithkline plc	1	Magnitogorsk Iron & Steel	7
Greek Organisation Of Football Prognostics S.A.	1	Man Strategic Holdings Plc	2
Grifols SA	3	Mapfre Sociedad Anonima	3
Groupe Bruxelles Lambert (New)	3	Marks & Spencer Group	1
Hargreaves Lansdown Plc	1	Mediaset Spa	3
Heineken	1	Mediobanca - Banca Di Credito Finanziario Spa	1
Heineken Holdings	1	Mediolanum Spa	2
Hellenic Telecommunications Organization S.A.	4	Medtronic Plc	1
Hermes International	8	Meggitt plc	1
Home Retail Group	1	Melrose Industries Plc	1
HSBC Holdings plc	1	Merlin Entertainments Plc	1
Icade.	3	Metro AG	1
ICAP plc	2	Millicom International Cellular	3
Iliad SA	8	Mining and Metallurgical Co Norilsk Nickel	22
IMI plc	1	MOL Hungarian Oil and Gas Plc.	2

Realindex (continued)

Against Management (continued)	
Morrison (Wm.) Supermarkets plc	2
National Grid Plc	1
Natixis	7
Next plc.	1
Novatek Oao	7
Novolipetsk Iron And Steel Corp	1
Numericable SFR	8
Orange	10
OTP Bank	1
Pernod Ricard	3
Persimmon plc	1
Petrofac	1
Peugeot S.A.	1
PhosAgro	16
Piraeus Bank SA	1
Pirelli & C. Spa	1
PJSC Uralkali	1
Polyus Gold International Limited	1
Portugal Telecom, S.G.P.S., S.A.	2
Prada S.p.A.	7
Prudential plc	2
Public Joint Stock Company MegaFon	1
Public Power Corporation S.A.	7
Publicis Groupe SA	5
Raiffeisen Bank International AG	3
Rallye	13
Reckitt Benckiser Group Plc	3
Reed Elsevier NV	1
Reed Elsevier Plc	2
Remy Cointreau SA	1
Renault S.A.	1
Rexam plc	1
Rio Tinto plc	1
Royal Bank Of Scotland plc	1
Royal Boskalis Westminster N.V.	1
Royal Mail Plc	1
RSA Insurance Group Plc	2
RTL Group	1
Ryanair Holdings Plc	9
Sabmiller plc	3
Safran SA	7
Sage Group plc	1
Sainsbury (J) plc	1
Sanofi	1
Sap SE	1
Schroders	4

Against Management (continued)	
Scor SE	3
Segro Plc	1
Severn Trent plc	1
Shire Plc.	1
Sistema JSFC	9
Sky Plc	3
Smith & Nephew plc	1
Smiths Group plc	2
Smurfit Kappa Group Plc	1
Societe Generale S.A.	2
Sodexo	3
Sports Direct Intl Plc	7
SSE Plc.	1
ST Microelectronics	1
Standard Chartered plc	2
Standard Life Plc	1
Subsea 7 S.A.	1
Sudzucker AG.	2
Suez Environnement Company	3
Surgutneftegaz	9
Tate & Lyle plc	3
TE Connectivity Ltd	1
Telenet Group Hldgs NV	4
Tenaris S.A.	2
Tesco plc	1
Thales S.A.	3
Thomas Cook Group Plc	1
Travis Perkins plc	1
Tullow Oil Plc	1
UCB SA	1
Umicore	1
Unibail-Rodamco	3
Unicredit Spa	2
Unilever plc	1
Unipol Gruppo Finanziario Spa	1
United Utilities Group PLC	1
Vedanta Resources Plc	6
Veolia Environnement	4
Vinci	7
Vivendi	6
Vodafone Group plc	1
Weatherford International plc	6
Weir Group plc	1
Wendel	7
Whitbread plc	1
William Hill	1

Realindex (continued)

Against Management (continued)	
WPP Plc	1
XL Group plc	1
Zardoya Otis	3
Zodiac Aerospace	8
Japan	539
ABC-Mart Inc.	1
Aeon Co. Ltd.	1
Aeon Financial Service Co Ltd.	2
Aeon Mall Co	5
Air Water Inc	1
Aisin Seiki Co. Ltd	2
Alfresa Holdings Corp	2
Amada Holdings Co.Ltd	3
Asahi Glass Co. Ltd	1
Asahi Group Holdings Ltd.	1
Asics Corporation	1
Bank of Kyoto Ltd.	3
Benesse Holdings Inc	2
Brother Industries Ltd	1
Calbee,Inc.	1
Canon Inc	1
Canon Marketing Japan Inc.	2
Casio Computer Co Ltd	1
Central Japan Railway Co	2
Chiyoda Corporation	1
Chubu Electric Power Co Inc	2
Chugai Pharmaceutical Co Ltd	2
Chugoku Bank Limited	2
Chugoku Electric Power Company Incorporated	1
Cosmo Oil Company Ltd	2
Credit Saison Co Ltd	1
Dai Nippon Printing Co Ltd	2
Daicel Corporation	2
Daihatsu Motor Co. Ltd	6
Daiichi Sankyo Co., Ltd.	2
Daikin Industries Ltd	1
Daiwa House Industry Co. Ltd	2
Daiwa Securities Group Inc	1
Denso Corporation	2
Dentsu Inc	1
DIC Corporation	1
Don Quijote Holdings Co Ltd	1
East Japan Railway Company	2
Electric Power Development	1
FamilyMart Co. Ltd.	1
Fast Retailing Co. Ltd.	1

Against Management (continued)	
Fuji Electric Co.Ltd.	1
Fuji Heavy Industries Ltd.	2
Fuji Media Holdings Inc	9
Fujifilm Holdings Corp.	1
Fukuoka Financial Group,Inc.	4
Furukawa Electric Co. Ltd.	6
GungHo Online Entertainment, Inc.	1
Gunma Bank Ltd.	1
Hachijuni Bank Ltd.	2
Hakuhodo Dy Hldgs Inc	2
Hamamatsu Photonics K.K.	1
Hankyu Hanshin Holdings, Inc.	4
Hanwa Co. Ltd	3
Hikari Tsushin Inc	1
Hino Motors Ltd	2
Hirose Electric Co. Ltd	1
Hiroshima Bank Ltd.	2
Hisamitsu Pharmaceutical Co Ltd	3
Hitachi Chemical Company Ltd	3
Hitachi Construction Machinery Co. Ltd	4
Hitachi High-Technologies Corporation	2
Hitachi Ltd.	2
Hitachi Metals Ltd	2
Hokkaido Electric Power Co. Inc	4
Hokuhoku Financial Group Inc.	2
Hokuriku Electric Power Co.	6
Honda Motor	1
Hoya Corporation	2
Hulic Co Ltd	1
Ibiden Co Ltd	2
Idemitsu Kosan Co.Ltd	1
IHI Corp.	2
Iida Group Holdings Co Ltd	2
Inpex Corporation	3
Isetan Mitsukoshi Holdings Ltd.	2
Isuzu Motors Ltd	3
Itochu Corporation	1
Iyo Bank Ltd	3
J Front Retailing Co Ltd	1
Japan Tobacco Inc.	1
JFE Holdings, Inc.	3
JGC Corporation	1
Joyo Bank Ltd.	1
JTEKT Corp.	1
Kajima Corporation	1
KaKaKu.com, Inc	2

Realindex (continued)

Against Management (continued)	
Kaneka Corporation	4
Kanematsu Corporation	2
Kansai Electric Power Company Incorporated	5
Kansai Paint Co. Ltd	2
Kao Corporation	1
Kawasaki Heavy Industries Ltd	2
Kawasaki Kisen Kaisha Ltd	2
KDDI Corp.	2
Keihan Electric Railway Co. Ltd.	1
Keikyu Corporation	3
Keio Corporation	1
Keisei Electric Railway Co. Ltd	2
Keyence Corporation	2
Kikkoman Corporation	3
Kintetsu Group Holdings Co.Ltd	1
Kirin Holdings Co., Ltd.	1
Kobe Steel Ltd	2
Koito Manufacturing Co. Ltd	3
Komatsu Ltd	1
Kuraray Co. Ltd	2
Kurita Water Industries Ltd	1
Kyocera Corporation	3
Kyowa Hakko Kirin Co Ltd	1
Kyushu Electric Power Co. Inc	2
Lixil Group Corporation	2
M3, Inc.	1
Makita Corporation	1
Marubeni Corporation	2
Marui Group Co., Ltd.	1
Maruichi Steel Tube Ltd.	1
McDonald's Holdings Co. (Japan) Ltd.	4
Meiji Holdings Co. Ltd	1
Mitsubishi Chemical Holdings Corp.	1
Mitsubishi Electric Corporation	4
Mitsubishi Estate Company Limited	1
Mitsubishi Gas Chemical Company Inc.	4
Mitsubishi Heavy Industries Ltd.	3
Mitsubishi Logistics Corporation	5
Mitsubishi Motors Corporation	3
Mitsubishi Shokuhin Co Ltd.	2
Mitsubishi Tanabe Pharma Corp.	4
Mitsubishi UFJ Lease & Finance Company Ltd.	3
Mitsui Chemicals Inc.	2
Mitsui O S K Lines Ltd.	1
Mizuho Financial Group, Inc.	2
Nagoya Railroad Co. Ltd	2

Against Management (continued)	
NEC Corporation	1
Nexon Co Ltd	2
NGK Insulators Ltd.	3
NGK Spark Plug Co. Ltd.	2
NH Foods Ltd	1
NHK Spring Co. Ltd.	2
Nidec Corporation	2
Nikon Corporation	3
Nintendo Co. Ltd	1
Nippon Electric Glass Co. Ltd.	2
Nippon Paint Holdings Co. Ltd.	1
Nippon Paper Industries Co. Ltd.	2
Nippon Steel & Sumitomo Metal Corporation	2
Nippon Telegraph & Telephone Corp.	2
Nippon Yusen Kabushiki Kaisha	3
Nissan Motor Co. Ltd.	1
Nisshin Seifun Group Inc	3
Nissin Food Holdings Co Ltd	3
Nitori Holdings Co., Ltd.	1
Nitto Denko Corporation	1
Nok Corporation	1
Nomura Real Estate Holdings Inc	3
Nomura Research Institute Ltd.	1
NSK Ltd.	3
NTT Data Corporation	2
NTT DoCoMo Inc	1
NTT Urban Development Corp	2
Obayashi Corporation	2
Odakyu Electric Railway Co. Ltd.	2
Oji Holdings Corporation	1
Olympus Corp.	4
Omron Corporation	2
Ono Pharmaceutical Co. Ltd	1
Oracle Corporation Japan	4
Oriental Land Co. Ltd.	3
Osaka Gas Co. Ltd.	2
Otsuka Corp.	1
Panasonic Corp	2
Park24 Co. Ltd.	1
Rakuten Inc.	7
Ricoh Company Ltd	2
Rinnai Corporation	1
Sankyo Co	2
Sanrio Company Ltd.	4
Secom Co. Ltd.	2
Sega Sammy Holdings Inc.	1

Realindex (continued)

Against Management (continued)		Against Management (continued)	
Sekisui Chemical Co. Ltd.	1	Toppan Printing Co. Ltd.	3
Sekisui House Ltd.	1	Toray Industries Inc	5
Seven & I Holdings Co., Ltd.	1	Toshiba Corporation	11
Sharp Corporation	1	Tosoh Corporation	3
Shikoku Electric Power Company Incorporated	1	Toto Ltd	1
Shimadzu Corporation	2	Toyo Seikan Group Holdings Ltd.	1
Shimamura Co. Ltd.	2	Toyo Suisan Kaisha Ltd	4
Shimano Inc.	2	Toyoda Gosei Co. Ltd	2
Shimizu Corporation	3	Toyota Boshoku Corporation	4
Shin-Etsu Chemical Co. Ltd.	4	Toyota Industries Corp.	3
Shinsei Bank, Ltd	4	Toyota Motor Corporation	6
Shionogi & Co. Ltd.	2	Toyota Tsusho Corporation	2
Shizuoka Bank Ltd.	2	Trend Micro Incorporated	1
Showa Denko K K	1	Uni Charm Corporation	3
Showa Shell Sekiyu K K	4	UNY Group Holdings Co Ltd.	3
SMC Corporation	2	West Japan Railway Company	1
Softbank Corp.	1	Yahoo Japan Corporation	4
Sony Corporation.	1	Yakult Honsha Co Ltd	1
Sony Financial Holdings Inc	1	Yamada Denki	1
Stanley Electric Co. Ltd.	1	Yamaguchi Financial Group, Inc.	3
Sumitomo Electric Industries Ltd.	2	Yamaha Corporation	3
Sumitomo Heavy Industries Ltd.	1	Yamaha Motor Co Ltd	3
Sumitomo Mitsui Financial Group Inc	1	Yamato Holdings Co., Ltd.	1
Sumitomo Realty & Development Co Ltd	2	Yamato Kogyo Co Ltd	2
Sumitomo Rubber Industries Ltd.	1	Yamazaki Baking Co Ltd	2
Suntory Beverage & Food Limited	3	Yaskawa Electric Corporation	2
Suruga Bank Ltd.	2	Yokohama Rubber Co. Ltd	2
Sysmex Corporation	1	Latin America & Caribbean	359
T&D Holdings Inc.	1	Aes Gener S.A.	3
Taiheiyo Cement Corporation	4	Aguas Andinas S.A.	1
Taisei Corporation	2	Alpek Sab De C.V.	3
Taisho Pharmaceutical Co. Ltd	3	Ambev S.A.	1
Takashimaya Co Ltd	3	America Movil S.A.B.DE C.V.	1
Takeda Pharmaceutical Co	1	Antarchile S.A.	4
Teijin Ltd	1	Arca Continental S.A.B. de C.V.	8
Terumo Corporation	1	Arch Capital Group Ltd	2
Tobu Railway Co. Ltd.	3	Axis Capital Holdings Ltd	1
Toho Co. Ltd (Services)	4	Banco Davivienda SA	1
Toho Gas Co. Ltd.	4	Banco de Bogota	8
Tohoku Electric Power Company Incorporated	3	Banco de Chile	3
Tokio Marine Holdings Inc	2	Banco de Credito E Inversiones	2
Tokyo Electric Power Company Incorporated	1	Banco Santander Chile SA	6
Tokyo Gas Co. Ltd.	2	Belle International Hldgs	3
Tokyo Tatemono Co. Ltd	2	Cap S.A.	2
Tokyu Corporation	4	Carnival Corp.	2
Tokyu Fudosan Holdings Corporation	2	Cemex S.A.B. De C.V.	2

Realindex (continued)

Against Management (continued)		Against Management (continued)	
Cencosud S.A.	5	Soho China Ltd.	2
Cheung Kong Infrastructure Holdings Ltd.	6	Tencent Holdings Ltd.	5
China Mengniu Dairy Co	1	Tingyi (Cayman Islands) Holding Corp.	2
China Resources Land Ltd.	7	Validus Holdings Ltd	3
China Zhongwang Holdings Ltd	3	VimpelCom Ltd	6
Chow Tai Fook Jewellery Group Limited	3	Wal-mart de Mexico S A B de C V	1
CK Hutchison Holdings Limited	12	WH Group Limited	2
Coca-Cola Femsa S.A.B. DE C.V.	6	Wynn Macau Ltd	2
Corpbanca	3	Yue Yuen Industrial (Holdings) Ltd.	2
Country Garden Holdings Co., Ltd.	3	MENA	17
Ecopetrol SA	1	Bank Leumi Le- Israel B.M.	1
Embraer S.A.	1	Bezeq The Israeli Telecommunication Corp. Ltd.	2
Empresa Nacional de Electricidad S.A.	10	Check Point Software Technolgies	3
Empresa Nacional de Telecomunicaciones S.A.	2	Delek Group Ltd.	3
Empresas CMPC S.A.	1	ICL-Israel Chemicals Ltd.	4
Empresas Copec S.A.	3	Nice Systems Ltd.	2
Enersis S.A.	8	Teva- Pharmaceutical Industries Ltd.	2
Everest Re Group Ltd	1	Oceania	124
Evergrande Real Estate Group Ltd	4	Abacus Property Group.	2
Fibria Celulose S.A.	1	Alumina Ltd.	1
First Pacific Co. Ltd.	5	Ansell Ltd.	3
Fomento Economico Mexicano S.A.B. de C.V.	4	ARB Corporation	1
Genpact Ltd	4	Australia & New Zealand Banking Group Ltd.	1
Greentown China Holdings Ltd.	7	Bank of Queensland	1
Grupo Argos S.A.	1	Bega Cheese Limited	3
Grupo Bimbo S.A.B. DE C.V	6	BGP HOLDINGS	4
Grupo Elektra S.A.	6	Blackmores Ltd.	1
Grupo Financiero Inbursa S A De C V	12	BlueScope Steel Limited.	1
Grupo Financiero Santander Serfin S.A. DE C.V.	9	Brickworks Ltd.	3
Grupo Mexico S.A.	6	Caltex Australia	2
Grupo Nutresa S.A.	3	Carnarvon Petroleum Ltd.	2
Grupo Televisa S.A.	9	Challenger Limited	1
Herbalife Ltd	4	Cromwell Property Group	1
HK Electric Investments	3	Cudeco Ltd	3
HKT Trust	5	Domino`s Pizza Enterprises Ltd	1
Hongkong Land Holdings Ltd.	5	Energy Resources of Australia Ltd	1
Industrias Penoles S.A.	5	Energy World Corporation Limited	1
Interconexion Electrica SA	5	Euroz Ltd	3
Invesco Ltd	1	Fairfax Media Ltd	1
Jardine Matheson Holdings Ltd.	4	Federation Centres	1
Jardine Strategic Holdings Ltd.	3	Finbar Group Limited.	1
Kerry Properties Ltd.	2	Fletcher Building Limited	4
Kingboard Chemical Holdings Ltd.	3	Fortescue Metals Group Ltd	1
Kunlun Energy Company Limited	2	Goodman Group	1
LATAM Airlines Group S.A.	5	Graincorp Limited	1
Li & Fung Ltd.	2	GWA Group Limited	1

Realindex (continued)

Against Management (continued)	
Harvey Norman	7
Hotel Property Investments	2
Imdex Limited	2
Invocare Ltd	4
K & S Corporation	1
Karoon Gas Australia	7
Kathmandu Holdings Ltd	2
Leighton Holdings	1
Lynas Corporation Ltd.	4
Maxitrans Industries	4
Medusa Mining Ltd.	4
Mesoblast Ltd	3
Mortgage Choice	5
Mount Gibson Iron Ltd	3
New Hope Corp. Ltd	2
New Zealand Oil & Gas	5
Pacific Brands	2
Pact Group Holdings Ltd	3
PanAust Limited	6
Panoramic Resources Limited	1
Peet Limited	2
Perseus Mining Limited	2
PMP Ltd.	2
Premier Investments	17
Prime Media Group Limited	1
Programmed Maintenance Services	2
QBE Insurance Group	3
Qube Logistics	3
Ramsay Health Care	4
Regis Resources Ltd	2
Resolute Mining Ltd.	2
Ridley Corporation	124
Saracen Mineral Holdings	2
Sedgman	1
Select Harvests	3
Sigma Pharmaceuticals Ltd	1
Simonds Group Limited	1
Slater & Gordon Limited	1
St Barbara Ltd	3
Sundance Energy Australia Limited	4
Sunland Group Ltd.	1
Tatts Group Ltd	1
Technology One	3
Tox Free Solutions Ltd	2
TPG Telecom Limited	2
Troy Resources Limited	1

Against Management (continued)	
UGL Ltd	1
UXC Ltd.	1
Village Roadshow Ltd	1
Virgin Australia Holdings Limited	1
Virtus Health Limited	1
Vita Group Limited	1
Washington H. Soul Pattinson and Company Limited	1
Webjet Ltd	1
Western Areas Limited	1
Whitehaven Coal Ltd	1
Woolworths Limited	1
Grand Total	3620

To download the full
voting record [click here](#)

Indonesian Equities

Inception Date	Team	Location
July 1994	12	Sydney, New York, London, Singapore, Amsterdam

Proxy voting history by type of resolution

The table below contains the proxy voting history for the team by issue type. The chart provides the same information for 2015.

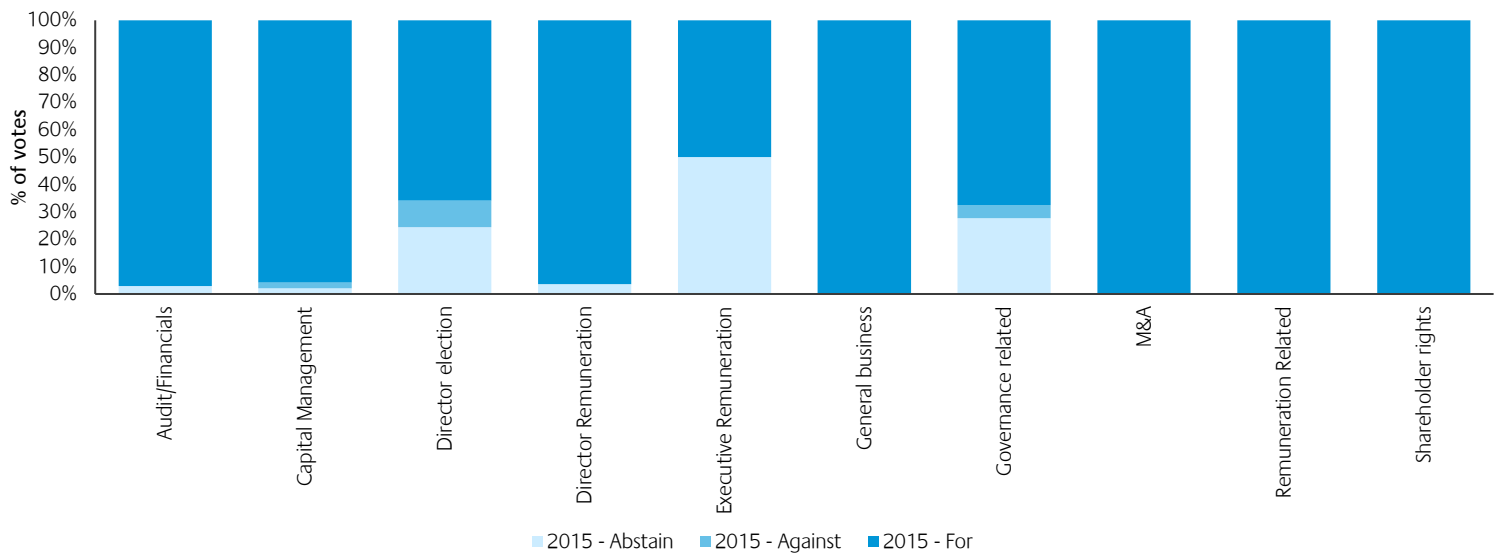
Issue Type	2013			2013 Total	2014			2014 Total	2015			2015 Total
	Abstain	Against	For		Abstain	Against	For		Abstain	Against	For	
Audit/financials									1		34	35
Capital management									1	1	46	48
Director election									10	4	27	41
Director remuneration									1		27	28
Executive remuneration									1		1	2
General business											31	31
Governance related									23	4	56	83
M&A											3	3
Remuneration related											1	1
Shareholder rights											5	5
Grand Total									37	9	231	277

Unvoted Shares

The table below provides the company names and reasons for unvoting shares during the period.

Issuer Name	Reason
NA	NA

Chart 1: Vote by type of resolution 2015

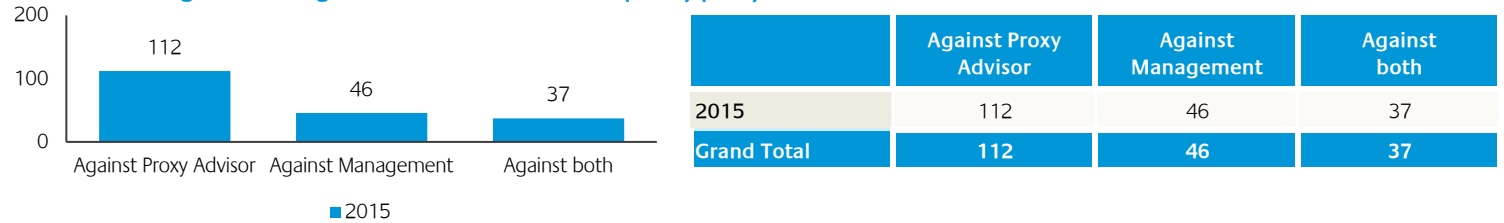


Indonesian Equities (continued)

Voting independence

The table and chart below show the number of times the team have voted against management recommendations, our proxy advisors recommendation or against both. The purpose of this table is to show the independent judgement which is applied by the team when making voting decisions. Please note that from 2014 the figures include the votes from the index funds which increased the number of votes over previous years, as a result 2013 has been excluded.

Chart 2: Votes against management recommendations split by proxy advisers recommendations



	Against Proxy Advisor	Against Management	Against both
2015	112	46	37
Grand Total	112	46	37

Votes against management

The table below shows the companies and number of resolutions (by region) where the team voted against management recommendations.

Against Management	
Asia ex-Japan	46
Adaro Energy Tbk, PT	1
Bank Negara	1
Bank Tabungan Negara	2
Blue Bird	2
Bumi Serpong Damai	4
Garuda Indonesia	2
Indocement Tunggul	1
Indofood CBP Sukses Makmur	1
Indofood Sukses	1
Jaya Real Property	3
Lippo Cikarang Tbk	1
Mitra Pinasthika Mustika	7
Modern Internasional Tbk	5
PP London Sumatera	2
PT Bank Mandiri (Persero) Tbk	1
Soechi Lines	2
Tiphone Mobile Indonesia	3
Total Bangun Persada	3
Wintermar Offshore Marine	4
Grand Total	46

[To download the full voting record click here](#)

For further information please contact:

		Telephone	Email
Will Oulton	Global Head, Responsible Investment	+44 (0) 20 7332 6529	Will.Oulton@firststate.co.uk
Pablo Berrutti	Head of Responsible Investment Asia Pacific	+61 2 9303 0433	Pablo.Berrutti@colonialfirststate.com.au

Disclaimer

This document is directed at professional clients only and is not intended for, and should not be read by, other clients. This document has been prepared for general information purposes only and is intended to provide a summary of the subject matter covered. It does not purport to be comprehensive or to give advice. The views expressed are the views of the writer at the time of issue and may change over time. This is not an offer document, and does not constitute an offer, invitation, investment recommendation or inducement to distribute or purchase securities, shares, units or other interests or to enter into an investment agreement. No person should rely on the content and/or act on the basis of any matter contained in this document.

This document should be considered confidential and must not be copied, reproduced, circulated or transmitted, in whole or in part, and in any form or by any means without our prior written consent. The information contained within this document has been obtained from sources that we believe to be reliable and accurate at the time of issue but no representation or warranty, express or implied, is made as to the fairness, accuracy or completeness of the information. We do not accept any liability for any loss arising whether directly or indirectly from any use of this document.

References to "we" or "us" are references to Colonial First State Global Asset Management (CFSGAM) which is the consolidated asset management division of the Commonwealth Bank of Australia ABN 48 123 123 124. It includes a number of entities in different jurisdictions, operating in Australia as CFSGAM, and as First State Investments (FSI) elsewhere and its associates, directors, officers and employees.

Past performance is not an indication of future returns.

Reference to specific securities (if any) is included for the purpose of illustration only and should not be construed as a recommendation to buy or sell. Reference to the names of any company is merely to explain the investment strategy and should not be construed as investment advice or a recommendation to invest in any of those companies.

Hong Kong and Singapore

In Hong Kong, this document is issued by First State Investments (Hong Kong) Limited and has not been reviewed by the Securities & Futures Commission in Hong Kong. In Singapore, this document is issued by First State Investments (Singapore) whose company registration number is 196900420D. First State Investments and First State Stewart are business names of First State Investments (Hong Kong) Limited. First State Investments (registration number 53236800B) and First State Stewart (registration number 53236764B) are business divisions of First State Investments (Singapore).

Australia

In Australia, this document is issued by Colonial First State Asset Management (Australia) Limited AFSL 289017 ABN 89 114 194311.

United Kingdom and European Economic Area ("EEA") In the United Kingdom, this document is issued by First State Investments (UK) Limited which is authorised and regulated in the UK by the Financial Conduct Authority (registration number 143359). Registered office: Finsbury Circus House, 15 Finsbury Circus, London, EC2M 7EB, number 2294743.

Outside the UK within the EEA, this document is issued by First State Investments International Limited which is authorised and regulated in the UK by the Financial Conduct Authority (registration number 122512). Registered office 23 St. Andrew Square, Edinburgh, Midlothian EH2 1BB number SC079063.

Middle East

In certain jurisdictions the distribution of this material may be restricted. The recipient is required to inform themselves about any such restrictions and observe them. By having requested this document and by not deleting this email and attachment, you warrant and represent that you qualify under any applicable financial promotion rules that may be applicable to you to receive and consider this document, failing which you should return and delete this e-mail and all attachments pertaining thereto.

In the Middle East, this material is communicated by First State Investments International Limited which is regulated in Dubai by the DFSA as a Representative Office. Kuwait if in doubt, you are recommended to consult a party licensed by the Capital Markets Authority ("CMA") pursuant to Law No. 7/2010 and the Executive Regulations to give you the appropriate advice. Neither this document nor any of the information contained herein is intended to and shall not lead to the conclusion of any contract whatsoever within Kuwait.

UAE - Dubai International Financial Centre (DIFC)

Within the DIFC this material is directed solely at Professional Clients as defined by the DFSA's COB Rulebook.

UAE (ex-DIFC)

By having requested this document and / or by not deleting this email and attachment, you warrant and represent that you qualify under the exemptions contained in Article 2 of the Emirates Securities and Commodities Authority Board Resolution No 37 of 2012, as amended by decision No 13 of 2012 (the "Mutual Fund Regulations"). By receiving this material you acknowledge and confirm that you fall within one or more of the exemptions contained in Article 2 of the Mutual Fund Regulations.

Copyright © (2016) Colonial First State Group Limited.